

Regular Board Meeting Agenda
Park Board of Commissioners
Park Central
3000 Central Road, Rolling Meadows, IL 60008
March 10, 2026 - 7:00 PM



It is the mission of the Rolling Meadows Park District to provide opportunities for individual growth and community connections through parks and recreation.

- I. CALL TO ORDER
- II. PLEDGE OF ALLEGIANCE
- III. ROLL CALL
- IV. SPECIAL BOARD ACTION
- V. RECOGNITION OF VISITORS
- VI. CONSENT AGENDA
 - a. Approval of Minutes from the Regular Board Meeting of February 24, 2026
 - b. Financial Reports
 1. Program Receipts Comparison Report
 2. Fund Analysis Report
 3. Check Register
 4. Financial Cash Report
 5. Investment Summary
 6. Resolution to Approve Bills Charged to Payroll Fund
 7. Resolution to Approve Bills Charged to Administrative Fund
 8. Resolution to Reimburse the Administrative Fund
- VII. FINANCE
 - a. Resolution to Approve the Bills Charged to the General Fund for March 10, 2026
- VIII. UNFINISHED OR CONTINUING BUSINESS
 - a. FY2025-2026 Capital Projects update
- IX. NEW BUSINESS
 - a. Review and approval of RMPD/D15 IGA for 2026-2027 Facility Usage
 - b. Review and approval of City of Rolling Meadows/RMPD IGA for Park Central Concrete
 - c. Proposed first draft of FY2026-2027 Capital Improvement Projects
- X. DEPARTMENT UPDATES
 - a. Administration
 - b. Ice
 - c. Parks
 - d. Recreation
- XI. REPORT OF OFFICERS
 - a. President
 - b. Vice President
 - c. Treasurer
 - d. Secretary / Executive Director
- XII. MATTERS FROM COMMISSIONERS
- XIII. SCHEDULE OF MEETINGS

- a. Regular Board Meeting: March 24, 2026, 7:00 pm
- b. Regular Board Meeting: April 14, 2026, 7:00 pm

XIV. ADJOURNMENT

Any person with a disability requiring a reasonable accommodation to participate in this meeting should notify the Park District Administrative Office (3000 Central Road) open Monday through Friday from 8:30am-4:30pm. Telephone, 847-818-3200 x 1111 or email ntroy@rmparks.org. Notice should be given 48 hours in advance. Requests for a qualified interpreter generally requires 5 days advance notice.

Any person with a disability requiring a reasonable accommodation to participate in this meeting should notify the Park District Administrative Office (3000 Central Road) open Monday through Friday from 8:30am-4:30pm. Telephone, 847-818-3200 x 1111 or email ntroy@rmparks.org. Notice should be given 48 hours in advance. Requests for a qualified interpreter generally requires 5 days advance notice.

Minutes of the Regular Meeting of the Board of Park Commissioners of the Rolling Meadows Park District, Park Central Administration Building, 3000 Central Road, on **February 24, 2026.**

President Bolash called the meeting to order at 7:00PM. After the pledge of allegiance, roll was taken.

COMMISSIONERS PRESENT

Liz Bolash, President	Emily Ford, Commissioner
Mark Votruba, Vice President	Matt Postma, Commissioner
Bill Cooley, Commissioner	Christine Savino, Commissioner

COMMISSIONERS ABSENT

Jay Sullivan, Treasurer

STAFF PRESENT

Nick Troy, Executive Director	Brian McKenna, Supt. of Parks
Conor Cahill, Supt. of Recreation	Bob Veller, Supt. of Ice*
Doug Haywood, Supt. of Finance & IT	Tiffany Quattrocchi, Mgr. of HR & Safety
	Liz Dalessandro, Recording Secretary

SPECIAL BOARD ACTION

None.

RECOGNITION OF VISITORS

None.

CONSENT AGENDA

Comm. Postma moved, seconded by Comm. Savino, the Board of Park Commissioners approve the previously distributed consent agenda. The motion was approved unanimously by all present.

FINANCE

Comm. Votruba read and moved, seconded by Comm. Ford, the Board of Park Commissioners approve the following resolution:

**A RESOLUTION PERTAINING TO THE APPROVAL OF BILLS
CHARGED TO THE GENERAL CORPORATE FUND ON FEBRUARY 24, 2026**

BE IT RESOLVED BY THE BOARD OF PARK COMMISSIONERS OF THE ROLLING MEADOWS PARK DISTRICT, COOK COUNTY, ILLINOIS, that the following disbursements to the General Corporate Fund be approved for payment:

CHECK #	PAYEE	AMOUNT
15839	Chicagoland Pool Management	\$22,435.70
15840	City of Rolling Meadows	\$12,666.44
15841	Comcast	\$6,066.17
15842	Constellation New Energy	\$8,842.94
15843	Contech Fire Alarm Company	\$2,750.00
15844	General Mechanical Services	\$30,760.51

15845	Huck Buoma	\$1,261.00
15846	Morrow Brothers Ford	\$58,288.00
15847	NICOR	\$2,676.91
15848	Sperille	\$1,407.00
15849	Trackman	\$59,565.25
15850	Uline	\$3,967.43
15851	United Rentals	\$1,018.61

Total General fund Checks for February 24, 2026	\$ 211,705.61
---	---------------

AYES:	Presented the 24th day of February 2026
NAYS:	
ABSENT:	Approved the 24th day of February 2026

President, Board of Park Commissioners

ATTEST: _____
Secretary, Board of Park Commissioners

The motion was unanimously approved by all present.

UNFINISHED OR CONTINUING BUSINESS

None.

NEW BUSINESS

Comm. Bolash introduced the first item of new business, Approval of FY2026-27 Full-Time Ranges and Wage Increase Recommendation, and asked Dir. Troy to further discuss this item. He began by going over the recommended increase from HR Source, as well as the compensation data he reviewed from other nearby districts. Dir. Troy also discussed a compensation study that he is anticipating later this year for FY2027-2028. There was brief topic discussion of the figures noted in the Full-Time Wage Memorandum. Comm. Postma moved the Board of Park Commissioners approve the FY2026-27 Full-Time Ranges and Wage Increase Recommendation. Comm. Cooley seconded this motion, which passed on a roll call vote as follows:

Ayes: Bolash, Cooley, Ford, Postma, Savino, Votruba
Nays:
Abstains:
Absent: Sullivan

Comm. Bolash introduced the second item of new business, Approval of FY2026-27 Part-Time Ranges and Wage Increase Recommendation, and asked Dir. Troy to further discuss this item. He started by noting that there is no mandated increase in part time wages this year, which is a shift from the steady increases seen over the last few years. Dir. Troy stressed the importance of retaining good, knowledgeable staff, and the role that salary increases plays in that retention. He again referenced the

future compensation study. Comm. Postma moved the Board of Park Commissioners approve the FY2026-27 Part-Time Ranges and Wage Increase Recommendation. Comm. Ford seconded this motion, which passed on a roll call vote as follows:

Ayes: Bolash, Cooley, Ford, Postma, Savino, Votruba

Nays:

Abstains:

Absent: Sullivan

DEPARTMENT UPDATES

Administration:

Mgr. Quattrocchi discussed the new staff hired by the district, including a new Learn to Skate coach, Gymnastics staff, and a Custodian. She states that we are still working to fill the evening custodian position. Mgr. Quattrocchi also reported that there were no incidents that were required to be reported to OSHA for 2025, which is possibly the first time for the park district. Comm. Bolash asked for clarification on what a reportable incident is, and Mgr. Quattrocchi advised.

Supt. Haywood noted the most recent payment received from the county. He also mentioned that the next set of bills is currently available on the county's website. Comm. Votruba asked what percentage of funds we have collected from the county so far. Supt. Haywood advised.

Ice:

Supt. Veller started by going over the number of skaters signed up for the spring Learn to Skate session. He then talked about the upcoming Ice Show and shared that planning for this year's show is ahead of schedule. Dir. Troy noted there are also more skaters in the show this year, and staff are happy to see growing participation. Supt. Veller continued his report by talking about the success of Stranger Things themed public skate. He enthusiastically shared details that he felt elevated the experience for patrons, including staff costumes, decor, and a Scoops Ahoy themed ice cream stand. Supt. Veller reported on the installation of the golf simulators and offered the commissioners a chance to trial the equipment before the soft opening. There was topic discussion. Supt. Veller ended his report discussing the Olympia at the Nelson Sports Complex, and the potential to build an ice dump pit to decrease wear and tear on our machine. There was topic discussion regarding the need for a dump pit.

Parks:

Supt. McKenna began his report by discussing the backflow testing that was happening at West Meadows today. He then advised the board that while that process was happening, the fire alarm panel stopped functioning. Supt. McKenna assured them he had already been in contact with the appropriate parties to move up the install of the new panel. He went over the general timeline of that process. Supt. McKenna ended his report discussing the final touches of the renovation of the golf simulator room. He gave kudos to his tradesmen, Andrew Lombardo and Edward Fiscu, who put a lot of work into the space.

Recreation:

Supt. Cahill opened his report by going over an HR training seminar that some of his staff are attending. He went on to discuss the benefits of the course and mentioned that he is happy to be able to provide these opportunities to staff. Dir. Troy added that he himself and Supt. Cahill have also taken this course during their careers. He finds the course to be very valuable and believes the skills taught will help the

district be more efficient. Comm. Savino congratulated Supt. Cahill on being accepted into the IPRA ProConnect Mentorship Program. Supt. Cahill went over some details of the program and shared his excitement with being involved. Comm. Bolash shared how pleased she is that there is a focus on mentorship and HR across all levels, which she sees as a meaningful investment in our staff.

REPORT OF OFFICERS

President:

None.

Vice President:

None.

Treasurer:

None.

Executive Director:

Dir. Troy talked about the upcoming Legislative Breakfast this Saturday, which Comm. Sullivan is also planning to attend. He will report back with their experience at the next meeting. Dir. Troy then discussed the Icenogle property. He went over a recent meeting with Bear Construction, who brought a special camera to create a virtual floor plan for the building, and ongoing planning efforts with Supt. McKenna and District 214. Dir. Troy ended his report by going over upcoming meeting dates. There was brief topic discussion regarding anticipated commissioner attendance for upcoming meetings.

MATTERS FROM COMMISSIONERS

Comm. Ford mentioned that her children are excited to participate in the Meadows Madness Tournament this weekend. There was brief topic discussion regarding the number of teams this year.

SCHEDULE OF MEETINGS

Regular Board Meeting	March 10, 2026	7:00 PM
Regular Board Meeting	March 24, 2026	7:00PM

ADJOURNMENT

There being no further business to come before the Board on this date, Comm. Cooley moved to adjourn the regular meeting. Comm. Votruba seconded the motion at 7:42 PM. Motion was unanimously approved by all present.

AYES:

Presented the 10th day of March 2026

NAYS:

ABSENT:

Approved the 10th day of March 2026

President, Board of Park Commissioners

ATTEST:

Secretary, Board of Park Commissioners

**PROPERTY TAX RECEIPTS, R.E.C. / C.A.R.E. and POOL PROGRAMS
COMPARISON REPORT
GROSS RECEIPTS FOR THE MONTH OF FEBRUARY 2026**

CODE	PROGRAM	Feb-22	Feb-23	Feb-24	Feb-25	Feb-26	Incr/Decr	% Incr (Decr)	FISCAL YEAR 2021/2022	FISCAL YEAR 2022/2023	FISCAL YEAR 2023/2024	FISCAL YEAR 2024/2025	FISCAL YEAR 2025/2026	Incr/Decr	% Incr (Decr)
01-00-4111	General Corporate Fund	145,062	7,098	143,264	291,622	50,627	(240,995)	-82.6%	749,214	608,693	912,537	1,118,910	767,941	(350,969)	-31.4%
02-00-4111	Recreation Fund	115,328	4,844	110,414	217,327	33,484	(183,843)	-84.6%	665,305	507,109	675,568	836,232	507,911	(328,321)	-39.3%
03-00-4111	Bond Fund	141,372	6,528	134,504	264,634	267,198	2,564	1.0%	769,914	581,609	803,938	997,931	632,014	(365,917)	-36.7%
04-00-4111	IMRF Fund	30,360	1,521	22,813	46,290	8,014	(38,276)	-82.7%	174,218	124,360	159,265	174,182	121,566	(52,616)	-30.2%
04-50-4111	SS / Medicare Fund	30,238	1,414	25,094	51,717	9,073	(42,644)	-82.5%	161,741	124,572	163,967	192,397	137,625	(54,772)	-28.5%
05-00-4111	Insurance Fund	19,042	1,041	17,794	36,041	6,230	(29,811)	-82.7%	102,443	78,542	108,660	135,796	94,502	(41,294)	-30.4%
06-00-4111	Audit/Appraisal Fund	2,796	123	3,011	5,925	998	(4,927)	-83.2%	14,680	11,535	15,780	22,806	15,139	(7,667)	-33.6%
07-00-4111	Paving/Lighting Fund	4,207	182	3,376	6,924	1,206	(5,718)	-82.6%	22,864	15,931	20,829	25,852	18,290	(7,562)	-29.3%
08-00-4111	NWSRA Fund	33,626	1,373	29,200	59,327	9,645	(49,682)	-83.7%	182,876	127,359	170,016	223,028	146,307	(76,721)	-34.4%
01-00-4230	Replacement Tax	-	-	-	-	-	-	0.0%	137,154	236,513	182,909	115,035	107,833	(7,202)	-6.3%
TOTAL TAXES		522,031	24,124	489,470	979,807	386,475	(593,332)	-60.6%	2,980,409	2,416,223	3,213,469	3,842,169	2,549,128	(1,293,041)	-33.7%

R.E.C. / C.A.R.E. PROGRAM

CODE	PROGRAM	Feb-22	Feb-23	Feb-24	Feb-25	Feb-26	Incr/Decr	% Incr (Decr)	FISCAL YEAR 2021/2022	FISCAL YEAR 2022/2023	FISCAL YEAR 2023/2024	FISCAL YEAR 2024/2025	FISCAL YEAR 2025/2026	Incr/Decr	% Incr (Decr)
4308	C.A.R.E. Payments	-	-	-	-	-	-	0.0%	20,519	-	-	-	-	-	0.0%
4308	R.E.C. Payments	40,102	45,164	46,486	38,253	33,110	(5,143)	-13.4%	266,955	357,667	376,999	286,559	359,640	73,081	25.5%
TOTAL CARE/REC		40,102	45,164	46,486	38,253	33,110	(5,143)	-13.4%	287,474	357,667	376,999	286,559	359,640	73,081	25.5%

NELSON SPORTS COMPLEX

CODE	PROGRAM	Feb-22	Feb-23	Feb-24	Feb-25	Feb-26	Incr/Decr	% Incr (Decr)	FISCAL YEAR 2021/2022	FISCAL YEAR 2022/2023	FISCAL YEAR 2023/2024	FISCAL YEAR 2024/2025	FISCAL YEAR 2025/2026	Incr/Decr	% Incr (Decr)
4601	Pool Passes	-	-	-	-	-	-	0.0%	17,504	34,708	32,051	27,483	31,419	3,936	14.3%
4602	L-T-Swim Programs	-	-	-	-	-	-	0.0%	2,587	1,676	1,610	-	-	-	0.0%
4604	Swim Team	-	-	-	-	-	-	0.0%	-	4,956	13,770	7,080	9,270	2,190	30.9%
4606	Daily Admission	-	-	-	-	-	-	0.0%	42,436	36,907	59,466	48,066	48,325	259	0.5%
4610	Pool Area - Rental	-	-	-	-	-	-	0.0%	4,599	6,616	3,892	13,500	5,645	(7,855)	-58.2%
4612	Day Camp Swim Lessons	-	-	-	-	-	-	0.0%	-	2,469	3,438	3,418	-	(3,418)	-100.0%
TOTAL POOL		-	-	-	-	-	-	0.0%	67,126	87,332	114,227	99,547	94,659	(4,888)	-4.9%

RECREATION PROGRAMS
COMPARISON REPORT
GROSS RECEIPTS FOR THE MONTH OF FEBRUARY 2026

CODE	PROGRAM	Feb-22	Feb-23	Feb-24	Feb-25	Feb-26	Incr/Decr	% Incr (Decr)	FISCAL YEAR 2021/2022	FISCAL YEAR 2022/2023	FISCAL YEAR 2023/2024	FISCAL YEAR 2024/2025	FISCAL YEAR 2025/2026	Incr/Decr	% Incr (Decr)
4300	Adult 18+ General Programs	2,730	2,188	600	470	5	(465)	-98.9%	12,248	9,241	5,139	4,195	7,514	3,319	79.1%
4301	Adult Leagues	-	-	-	1,480	-	(1,480)	-100.0%	6,092	3,250	5,426	11,392	12,998	1,606	14.1%
4305	Adult Memberships	860	605	-	-	40	40	100.0%	6,767	7,333	2,125	2,920	4,715	1,795	61.5%
4306	Adult Luncheons	-	-	1,025	-	335	335	100.0%	1,092	3,007	5,802	5,385	1,285	(4,100)	-76.1%
4307	Adult Programs	-	-	485	515	800	285	55.3%	2,345	1,679	1,284	2,693	3,438	745	27.7%
4308	Adult Special Events / Trips	-	720	640	1,595	360	(1,235)	-77.4%	4,619	9,735	8,122	46,281	27,992	(18,289)	-39.5%
4309	Adult Sponsorships/Donations	-	-	-	-	-	-	0.0%	-	-	350	225	-	(225)	0.0%
TOTAL ADULT / SENIOR PROGRAMS		3,590	3,513	2,750	4,060	1,540	(2,520)	-62.1%	33,163	34,245	28,248	73,091	57,942	(15,149)	-20.7%
4320	Fitness Center Passes	472	700	459	524	3,689	3,165	604.0%	5,521	5,658	10,800	10,139	21,916	11,777	116.2%
4330	Pilates Programs	4,709	160	1,624	672	3,366	2,694	400.9%	19,230	19,425	20,482	21,060	37,012	15,952	75.7%
4400	Youth Leagues	3	195	-	-	-	-	0.0%	67,077	79,193	16,767	5,762	5,597	(165)	-2.9%
4401	Youth Sponsorships	-	-	-	-	-	-	0.0%	400	-	-	492	-	(492)	-100.0%
4402	Sport Camps / Classes	1,903	4,538	4,291	3,455	(110)	(3,565)	-103.2%	22,625	24,185	31,020	55,322	32,587	(22,735)	-41.1%
4403	Gymnastics Programming	1,070	28,181	13,473	15,072	49,736	34,664	230.0%	109,358	146,647	183,240	209,474	294,286	84,812	40.5%
4404	Affiliate / Other	-	-	-	-	-	-	0.0%	-	330	-	-	-	-	0.0%
4405	Field Rental Fees / Lighting Fees	-	-	460	-	845	845	100.0%	32,000	45,166	67,456	109,078	120,673	11,595	10.6%
4406	Youth Leagues - Baseball	-	-	15,090	11,671	13,540	1,869	16.0%	-	-	24,138	26,565	16,568	(9,997)	-37.6%
4407	Youth Leagues - Basketball	-	-	(16)	329	50	(279)	-84.8%	-	-	16,087	16,232	16,510	278	1.7%
4408	Youth Leagues - Football	-	-	6,366	8,106	8,530	424	5.2%	-	-	53,935	43,900	44,660	760	1.7%
TOTAL ATHLETICS		8,157	33,774	41,747	39,829	79,646	39,817	100.0%	256,211	320,604	423,925	498,024	589,809	91,785	18.4%
4420	Day Camp Programs	(559)	255	2,150	-	-	-	0.0%	123,467	182,659	227,849	287,032	275,472	(11,560)	-4.0%
4421	Rise & Shine / Extended Stay	-	-	-	-	-	-	0.0%	9,342	14,525	22,253	35,917	29,914	(6,003)	-16.7%
4422	Camps - Other	-	1,963	-	664	3,852	3,188	480.1%	-	6,950	10,506	13,564	20,691	7,127	52.5%
TOTAL CAMP PROGRAMS		(559)	2,218	2,150	664	3,852	3,188	480.1%	132,809	204,134	260,608	336,513	326,077	(10,436)	-3.1%
4430	Dance Programs - Tots	(668)	13	179	(30)	-	30	100.0%	(75)	2,184	6,339	5,624	4,731	(893)	-15.9%
4431	Dance Programs - Youth	-	-	-	-	-	-	0.0%	-	-	273	-	-	-	0.0%
4432	Dance - Other	-	-	-	-	-	-	0.0%	-	-	-	-	-	-	0.0%
TOTAL DANCE PROGRAMS		(668)	13	179	(30)	-	30	100.0%	(75)	2,184	6,612	5,624	4,731	(893)	-15.9%
4440	Youth Programs	1,109	254	765	1,416	880	(536)	-37.9%	23,016	18,569	10,006	16,106	10,295	(5,811)	-36.1%
4441	Martial Arts	-	-	1,486	156	188	32	20.5%	-	-	17,315	20,576	14,691	(5,885)	-28.6%
4450	Teen Programs	-	313	-	-	-	-	0.0%	-	313	-	-	-	-	0.0%
TOTAL YOUTH/TEEN PROGRAMS		1,109	567	2,251	1,572	1,068	(504)	-32.1%	23,016	18,882	27,321	36,682	24,986	(11,696)	-31.9%
4500	PreSchool Programs	19,461	22,774	21,973	26,440	19,217	(7,223)	-27.3%	134,665	150,452	131,088	180,639	211,642	31,003	17.2%
4501	Early Childhood Programs	1,689	3,084	33	564	1,338	774	137.2%	57,191	101,023	119,792	117,430	119,806	2,376	2.0%
4502	Early Childhood Other	-	-	-	-	-	-	0.0%	-	-	-	-	-	-	0.0%
TOTAL EARLY CHILDHOOD / PRESCHOOL		21,150	25,858	22,006	27,004	20,555	(6,449)	-23.9%	191,856	251,475	250,880	298,069	331,448	33,379	11.2%
4600	Special Events (charge)	-	3	-	1,610	2,350	740	46.0%	8,521	10,041	7,812	14,907	11,130	(3,777)	-25.3%
4601	Special Events - (free)	-	-	250	1,250	-	(1,250)	-100.0%	2,121	1,160	1,025	3,455	2,379	(1,076)	-31.1%
4610	Community Engagement	-	-	-	-	-	-	0.0%	-	-	-	-	-	-	0.0%
TOTAL SPECIAL EVENTS		-	3	250	2,860	2,350	(510)	-17.8%	10,642	11,201	8,837	18,362	13,509	(4,853)	-26.4%
4700	Community Center Rentals	2,284	5,123	5,606	4,121	11,495	7,374	178.9%	30,712	54,603	60,062	63,940	85,366	21,426	33.5%
4705	Park Central Rentals	1,102	2,628	4,400	6,435	7,665	1,230	19.1%	28,765	40,474	45,389	55,015	93,673	38,658	70.3%
4710	Outdoor / Permit Rentals	-	-	-	-	-	-	0.0%	6,345	7,323	10,385	9,035	7,850	(1,185)	-13.1%
4715	Plum Grove Park Rentals	1,325	2,313	5,755	6,589	5,818	(771)	-11.7%	23,224	29,177	44,819	53,789	70,372	16,583	30.8%
TOTAL RENTALS		4,711	10,064	15,761	17,145	24,978	7,833	45.7%	89,046	131,577	160,655	181,779	257,261	75,482	41.5%
4800	Opera in Focus	-	-	-	-	798	798	100.0%	224	1,136	1,597	1,907	11,798	9,891	518.7%
4900	Other	-	91	-	-	-	-	0.0%	-	190	245	-	309	309	100.0%
TOTAL OTHER		-	91	-	-	798	798	100.0%	224	1,326	1,842	1,907	12,107	10,200	534.9%
TOTAL RECREATION PROGRAMS		37,490	76,101	87,094	93,104	134,787	41,683	44.8%	736,892	975,628	1,168,928	1,450,051	1,617,870	167,819	11.6%

**ICE ARENA PROGRAMS
COMPARISON REPORT
GROSS RECEIPTS FOR THE MONTH OF FEBRUARY 2026**

CODE	PROGRAM	Feb-22	Feb-23	Feb-24	Feb-25	Feb-26	Incr/Decr	% Incr (Decr)	FISCAL YEAR 2021/2022	FISCAL YEAR 2022/2023	FISCAL YEAR 2023/2024	FISCAL YEAR 2024/2025	FISCAL YEAR 2025/2026	Incr/Decr	% Incr (Decr)
4501	Ice Skating Passes	999	580	480	270	-	(270)	-100.0%	13,014	18,764	12,548	21,351	18,869	(2,482)	-11.6%
4502	Daily Admissions - NSC	9,197	10,486	10,106	9,106	15,492	6,386	70.1%	53,422	78,205	88,620	99,367	107,510	8,143	8.2%
4503	Daily Admissions - WM	111	1,770	1,776	2,187	305	(1,882)	-86.1%	641	6,984	6,555	7,122	1,275	(5,847)	-82.1%
4504	Skate Rentals - NSC	3,346	2,924	3,064	3,372	4,302	930	27.6%	16,113	20,719	24,354	29,153	30,117	964	3.3%
4505	Skate Rentals - WM	2,515	120	162	216	330	114	52.8%	5,001	591	1,093	1,105	2,200	1,095	99.1%
4509	Misc. Public Skate	2	-	-	-	-	-	0.0%	41	2,259	-	-	-	-	0.0%
TOTAL PUBLIC SKATE		16,170	15,880	15,588	15,151	20,429	5,278	34.8%	88,232	127,522	133,170	158,098	159,971	1,873	1.2%
4511	L-T Skate - Tots	(632)	(3,032)	(144)	10,001	14,774	4,773	47.7%	52,145	46,277	55,738	62,771	62,210	(561)	-0.9%
4512	L-T Skate - Youth	400	(65)	260	27,630	34,524	6,894	25.0%	177,935	109,027	149,746	237,468	229,008	(8,460)	-3.6%
4513	L-T Skate - Adults	(36)	174	(139)	318	4,808	4,490	1411.9%	14,037	10,671	16,748	20,199	22,050	1,851	9.2%
4514	Free Style Ice	11,711	11,028	10,111	5,817	6,295	478	8.2%	89,948	89,218	88,412	87,790	80,317	(7,473)	-8.5%
4516	Skate Rentals - Programs	(50)	-	-	-	-	-	0.0%	7,076	1,350	-	-	-	-	0.0%
4517	ISI	180	432	36	79	-	(79)	-100.0%	1,677	2,078	1,870	1,296	53	(1,243)	-95.9%
4551	Synchronized Skating Programs	-	-	-	-	-	-	0.0%	-	-	-	-	-	-	0.0%
TOTAL FIGURE SKATE		11,573	8,537	10,124	43,845	60,401	16,556	37.8%	342,818	258,621	312,514	409,524	393,638	(15,886)	-3.9%
4521	Premite Hockey	(351)	528	1,183	7,975	5,248	(2,727)	-34.2%	40,764	30,961	40,584	53,478	71,538	18,060	33.8%
4523	Youth Hockey	38,186	47,833	61,547	72,645	57,918	(14,727)	-20.3%	363,905	348,304	353,034	419,417	376,576	(42,841)	-10.2%
4525	Adult Hockey	9,028	7,880	3,900	-	-	-	0.0%	81,448	71,628	59,612	88,647	104,780	16,133	18.2%
4527	Open Hockey	360	360	490	940	2,725	1,785	189.9%	2,362	3,300	4,900	9,410	23,360	13,950	148.2%
TOTAL HOCKEY		47,223	56,601	67,120	81,560	65,891	(15,669)	-19.2%	488,479	454,193	458,130	570,952	576,254	5,302	0.9%
4532	Ice Rental - WM & NSC	40,204	52,465	77,365	75,864	18,893	(56,971)	-75.1%	378,776	488,698	456,056	582,828	434,980	(147,848)	-25.4%
4533	Special Events	-	-	-	1,976	1,650	(326)	-16.5%	1,440	30,656	17,910	23,398	26,705	3,307	14.1%
4535	Shooting Room Rental	472	315	200	250	-	(250)	-100.0%	1,118	1,743	710	930	535	(395)	-42.5%
4536	Room Rental - WM / NSC	925	4,900	5,439	1,545	3,205	1,660	107.4%	3,085	24,976	36,452	37,073	32,930	(4,143)	-11.2%
4537	Arcade - WM	-	-	-	-	-	-	0.0%	-	-	-	-	-	-	0.0%
4538	Fitness Room Rental - WM	550	750	435	1,125	225	(900)	-80.0%	8,950	7,341	5,090	9,132	3,380	(5,752)	-63.0%
4539	Misc. Operations	-	-	1,482	725	479	(246)	-33.9%	135	120	1,582	6,274	4,400	(1,874)	-29.9%
4540	Sponsorships / Donations	1,000	(129)	250	-	-	-	0.0%	3,325	5,140	7,162	2,965	110	(2,855)	-96.3%
4600	Concession Rent - WM / NSC	-	100	100	100	-	(100)	-100.0%	-	900	1,000	1,000	400	(600)	-60.0%
4605	Vending Machines - WM / NSC	-	-	-	-	-	-	0.0%	-	62	-	-	1,514	1,514	100.0%
4610	Other Concession - WM / NSC	-	-	-	-	-	-	0.0%	-	-	-	-	-	-	0.0%
TOTAL OPERATIONS		43,151	58,401	85,271	81,585	24,452	(57,133)	-70.0%	396,829	559,636	525,962	663,600	504,954	(158,646)	-23.9%
TOTAL ICE ARENA		118,117	139,419	178,103	222,141	171,173	(50,968)	-22.9%	1,316,358	1,399,972	1,429,776	1,802,174	1,634,817	(167,357)	-9.3%

ROLLING MEADOWS PARK DISTRICT
 DETAILED REVENUE & EXPENSE REPORT
 BUDGET VS. ACTUAL WITH PERCENT VARIANCE
 FOR 10 PERIODS ENDING FEBRUARY 28, 2026

FUND: GENERAL CORPORATE FUND

ACCOUNT NUMBER	DESCRIPTION	FEBRUARY BUDGET	FEBRUARY ACTUAL	% VARI- ANCE	FISCAL YEAR BUDGET	FISCAL YEAR-TO-DATE ACTUAL	% VARI- ANCE
ADMINISTRATION REVENUES							
01-00-4111	Property Taxes-General CY	69,333.33	0.00	100.0	832,000.00	0.00	100.0
01-00-4112	Property Taxes-General FPY	69,333.33	50,626.56	(26.9)	832,000.00	767,941.18	(7.7)
01-00-4113	Property Taxes-General OPY	0.00	0.00	0.0	0.00	0.00	0.0
01-00-4230	Replacement Taxes - Corp PPR&T	12,500.00	0.00	100.0	150,000.00	107,833.40	(28.1)
01-00-4300	Other-General Corp Fund	0.00	940.00	100.0	0.00	3,823.78	100.0
01-00-4510	Interest Earnings	4,166.66	3,888.93	(6.6)	50,000.00	50,003.51	0.0
01-00-4600	NWSRA Custodial Fees	0.00	0.00	0.0	0.00	5,760.00	100.0
01-00-4700	Reimbursements	1,043.33	1,480.00	41.8	12,520.00	53,861.22	330.2
01-00-4750	Cell Tower - Kimball Hill	2,100.00	4,265.00	103.1	25,200.00	19,225.00	(23.7)
01-00-4800	Donations	0.00	0.00	0.0	0.00	0.00	0.0
01-00-4900	Sale of Fixed Assets	0.00	0.00	0.0	0.00	0.00	0.0
01-00-7100	Transfers from other Funds	0.00	0.00	0.0	0.00	0.00	0.0
TOTAL REVENUES: ADMINISTRATION		158,476.65	61,200.49	(61.3)	1,901,720.00	1,008,448.09	(46.9)
ADMINISTRATION EXPENSES							
01-00-8100	Transfers to other Funds	0.00	0.00	0.0	0.00	0.00	0.0
TOTAL EXPENSES: ADMINISTRATION		0.00	0.00	0.0	0.00	0.00	0.0
ADMINISTRATION EXPENSES							
01-01-6001	Administrative Salaries	17,333.33	22,048.61	(27.2)	208,000.00	209,604.73	(0.7)
01-01-6002	Comms & Marketing Salaries	5,460.00	4,921.40	9.8	65,520.00	51,695.51	21.1
01-01-6003	Clerical Salaries	5,666.66	1,887.00	66.7	68,000.00	40,454.26	40.5
01-01-6011	Office Supplies	416.66	0.00	100.0	5,000.00	6,025.29	(20.5)
01-01-6012	Professional Services	14,583.33	5,648.04	61.2	175,000.00	93,713.89	46.4
01-01-6013	Legal Publications & TAWs	108.33	78.30	27.7	1,300.00	324.00	75.0
01-01-6014	Employee Engagement	416.66	0.00	100.0	5,000.00	3,796.06	24.0
01-01-6015	Publicity & Public Relations	1,541.66	0.00	100.0	18,500.00	13,788.52	25.4
01-01-6016	Memberships & Subscriptions	1,333.33	31.98	97.6	16,000.00	14,275.86	10.7
01-01-6017	Conferences, Education & Travel	1,333.33	946.00	29.0	16,000.00	12,199.90	23.7
01-01-6019	Insurance & Employee Benefits	14,583.33	13,041.74	10.5	175,000.00	103,699.80	40.7
01-01-6024	Svc/Maint Contract-Office Eqpt	2,500.00	1,440.38	42.3	30,000.00	23,570.80	21.4
01-01-6025	Staff Mileage Reimbursements	25.00	0.00	100.0	300.00	309.26	(3.0)
01-01-6317	Banking Charges/Fees	187.50	406.77	(116.9)	2,250.00	2,237.02	0.5
TOTAL EXPENSES: ADMINISTRATION		65,489.12	50,450.22	22.9	785,870.00	575,694.90	26.7

ROLLING MEADOWS PARK DISTRICT
 DETAILED REVENUE & EXPENSE REPORT
 BUDGET VS. ACTUAL WITH PERCENT VARIANCE
 FOR 10 PERIODS ENDING FEBRUARY 28, 2026

FUND: GENERAL CORPORATE FUND

ACCOUNT NUMBER	DESCRIPTION	FEBRUARY BUDGET	FEBRUARY ACTUAL	% VARI-ANCE	FISCAL YEAR BUDGET	FISCAL YEAR-TO-DATE ACTUAL	% VARI-ANCE
PARKS EXPENSES							
01-02-6201	Administrative Salaries	5,416.66	4,990.50	7.8	65,000.00	53,060.42	18.3
01-02-6202	Full Time Salaries	38,666.66	36,161.06	6.4	464,000.00	381,276.94	17.8
01-02-6203	Part Time Wages	2,833.33	793.13	72.0	34,000.00	38,230.34	(12.4)
01-02-6211	Vehicle Supplies	833.33	79.00	90.5	10,000.00	3,031.47	69.6
01-02-6212	Contracted Vehicle Maintenance	2,500.00	1,596.13	36.1	30,000.00	27,568.67	8.1
01-02-6213	Gas and Oil	2,916.66	5,490.72	(88.2)	35,000.00	19,235.10	45.0
01-02-6214	Utilities-Parks Dept.	6,250.00	6,473.77	(3.5)	75,000.00	56,198.73	25.0
01-02-6216	Joint Maintenance Bldg Expense	3,333.33	6,699.89	(101.0)	40,000.00	16,554.32	58.6
01-02-6221	Turf Maintenance Supplies	5,833.33	3.98	99.9	70,000.00	38,975.36	44.3
01-02-6222	Repairs Maintenance Supplies	2,083.33	95.94	95.3	25,000.00	17,763.60	28.9
01-02-6223	General Maintenance Supplies	2,500.00	63.92	97.4	30,000.00	33,593.27	(11.9)
01-02-6224	Contracted Maintenance Svcs	8,333.33	2,330.03	72.0	100,000.00	75,346.24	24.6
01-02-6225	Park Central Condo Assessments	1,333.33	0.00	100.0	16,000.00	0.00	100.0
01-02-6230	Site Improvements & Renov	2,083.33	0.00	100.0	25,000.00	20,735.92	17.0
01-02-6240	Site & Maintenance Equipment	2,500.00	0.00	100.0	30,000.00	3,659.32	87.8
01-02-6418	Uniforms - Parks	666.66	332.04	50.1	8,000.00	3,309.18	58.6
01-02-6640	Memberships & Licenses	250.00	123.00	50.8	3,000.00	8,844.79	(194.8)
TOTAL EXPENSES: PARKS		88,333.28	65,233.11	26.1	1,060,000.00	797,383.67	24.7
TOTAL FUND REVENUES		158,476.65	61,200.49	(61.3)	1,901,720.00	1,008,448.09	(46.9)
TOTAL FUND EXPENSES		153,822.40	115,683.33	24.7	1,845,870.00	1,373,078.57	25.6
FUND SURPLUS (DEFICIT)		4,654.25	(54,482.84)	(1270.6)	55,850.00	(364,630.48)	(752.8)

ROLLING MEADOWS PARK DISTRICT
 DETAILED REVENUE & EXPENSE REPORT
 BUDGET VS. ACTUAL WITH PERCENT VARIANCE
 FOR 10 PERIODS ENDING FEBRUARY 28, 2026

FUND: RECREATION FUND

ACCOUNT NUMBER	DESCRIPTION	FEBRUARY BUDGET	FEBRUARY ACTUAL	% VARI- ANCE	FISCAL YEAR BUDGET	FISCAL YEAR-TO-DATE ACTUAL	% VARI- ANCE
ADMINISTRATION							
REVENUES							
02-00-4111	Property Taxes-Recreation CY	50,416.66	0.00	100.0	605,000.00	0.00	100.0
02-00-4112	Property Taxes-Recreation FPY	50,416.66	33,484.07	(33.5)	605,000.00	507,911.16	(16.0)
02-00-4113	Property Taxes-Recreation OPY	0.00	0.00	0.0	0.00	0.00	0.0
02-00-4510	Interest Earnings	6,666.66	7,449.03	11.7	80,000.00	96,361.42	20.4
TOTAL REVENUES: ADMINISTRATION		107,499.98	40,933.10	(61.9)	1,290,000.00	604,272.58	(53.1)
RECREATION & MAINTENANCE (RAM)							
REVENUES							
02-01-4201	Sponsorships / Donations	416.66	0.00	100.0	5,000.00	9,235.00	84.7
02-01-4202	NSF / Convenience Fees	0.00	0.00	0.0	0.00	0.00	0.0
02-01-4203	Other-RAM	166.66	0.00	100.0	2,000.00	0.00	100.0
02-01-4204	Reimbursements-RAM	0.00	0.00	0.0	0.00	0.00	0.0
02-01-4205	Community Center Custodial Reimb	0.00	0.00	0.0	0.00	5,760.00	100.0
02-01-4206	Community Center Building Rent	2,500.00	0.00	100.0	30,000.00	30,000.00	0.0
02-01-4207	Plum Grove Building Rent - LL	0.00	0.00	0.0	0.00	0.00	0.0
02-01-7100	Transfers from other Funds	0.00	0.00	0.0	0.00	0.00	0.0
TOTAL REVENUES: RECREATION & MAINTENANCE (RAM)		3,083.32	0.00	100.0	37,000.00	44,995.00	21.6
GENERAL RECREATION PROGRAMS							
REVENUES							
02-02-4300	Adult 18+ General Programs	310.00	5.00	(98.3)	3,720.00	7,514.16	101.9
02-02-4301	Adult Leagues	1,704.50	0.00	100.0	20,454.00	12,997.50	(36.4)
02-02-4305	Adult Activity Center Mmbrshps	939.16	40.00	(95.7)	11,270.00	4,715.00	(58.1)
02-02-4306	Adult Activity Center Luncheon	515.00	335.00	(34.9)	6,180.00	1,285.00	(79.2)
02-02-4307	Senior Programs	104.16	800.00	668.0	1,250.00	3,437.50	175.0
02-02-4308	Adult Activity Day Trips	523.66	360.00	(31.2)	6,284.00	26,391.99	319.9
02-02-4309	Adult Activity Ctr Sponsorship	0.00	0.00	0.0	0.00	0.00	0.0
02-02-4310	Adult Activity Cntr-Overnights	4,166.66	0.00	100.0	50,000.00	1,600.00	(96.8)
02-02-4320	Fitness Center Passes	1,037.50	2,089.00	101.3	12,450.00	13,198.00	6.0
02-02-4321	Fitness Programming	1,183.50	1,600.00	35.1	14,202.00	8,717.60	(38.6)
02-02-4330	Pilates Programs	2,083.33	3,366.00	61.5	25,000.00	37,011.66	48.0
02-02-4340	Zumba Programs	0.00	0.00	0.0	0.00	0.00	0.0
02-02-4400	Youth Leagues	731.25	13,540.00	1751.6	8,775.00	19,137.00	118.0
02-02-4401	Youth Leagues/Sponsorships	1,145.83	0.00	100.0	13,750.00	0.00	100.0
02-02-4402	Sport Camps/Classes	3,879.58	(110.40)	(102.8)	46,555.00	32,586.72	(30.0)
02-02-4403	Gymnastics Programming	18,333.33	49,736.12	171.2	220,000.00	294,286.00	33.7
02-02-4404	Affiliate / User Fees	0.00	0.00	0.0	0.00	0.00	0.0
02-02-4405	Fields/Gym Rentals	8,520.83	845.00	(90.0)	102,250.00	120,673.00	18.0
02-02-4406	Youth Leagues - Baseball	2,273.33	0.00	100.0	27,280.00	3,028.00	(88.9)

ROLLING MEADOWS PARK DISTRICT
 DETAILED REVENUE & EXPENSE REPORT
 BUDGET VS. ACTUAL WITH PERCENT VARIANCE
 FOR 10 PERIODS ENDING FEBRUARY 28, 2026

FUND: RECREATION FUND

ACCOUNT NUMBER	DESCRIPTION	FEBRUARY BUDGET	FEBRUARY ACTUAL	% VARI- ANCE	FISCAL YEAR BUDGET	FISCAL YEAR-TO-DATE ACTUAL	% VARI- ANCE
GENERAL RECREATION PROGRAMS							
REVENUES							
02-02-4407	Youth Leagues - Basketball	1,511.25	50.00	(96.6)	18,135.00	16,510.00	(8.9)
02-02-4408	Youth Leagues - Football	5,029.16	8,530.25	69.6	60,350.00	44,660.25	(26.0)
02-02-4420	Day Camp Programs	18,123.91	0.00	100.0	217,487.00	275,472.05	26.6
02-02-4421	Rise&Shine/Extended Stay-Camp	2,303.83	0.00	100.0	27,646.00	29,914.00	8.2
02-02-4422	School Day Out	1,375.00	0.00	100.0	16,500.00	0.00	100.0
02-02-4425	Gymnastic Team Revenues	0.00	0.00	0.0	0.00	0.00	0.0
02-02-4430	Dance Programs - In-House	433.33	0.00	100.0	5,200.00	4,730.50	(9.0)
02-02-4431	Dance Programs - Co-Op	0.00	0.00	0.0	0.00	0.00	0.0
02-02-4432	Dance - Other	0.00	0.00	0.0	0.00	0.00	0.0
02-02-4440	General Youth Programs	1,250.00	880.00	(29.6)	15,000.00	10,294.60	(31.3)
02-02-4441	Martial Arts	2,240.83	188.00	(91.6)	26,890.00	14,691.00	(45.3)
02-02-4450	Teen Programs	0.00	0.00	0.0	0.00	0.00	0.0
02-02-4500	PreSchool Programs	17,983.33	19,216.90	6.8	215,800.00	211,642.17	(1.9)
02-02-4501	Early Childhood Programs	7,949.16	1,338.30	(83.1)	95,390.00	63,974.07	(32.9)
02-02-4502	Early Childhood Camp Revenues	6,758.33	0.00	100.0	81,100.00	55,832.00	(31.1)
02-02-4600	Special Events - (charge)	925.83	2,350.00	153.8	11,110.00	11,130.00	0.1
02-02-4601	Special Events-Sponsorships	275.00	0.00	100.0	3,300.00	2,379.00	(27.9)
02-02-4610	Community Engagement-Donations	0.00	0.00	0.0	0.00	0.00	0.0
02-02-4700	Community Center Rentals	5,468.33	11,494.75	110.2	65,620.00	85,366.00	30.0
02-02-4705	Park Central Rentals	5,270.83	7,665.00	45.4	63,250.00	93,672.50	48.1
02-02-4710	Outdoor Rentals	833.33	0.00	100.0	10,000.00	7,850.00	(21.5)
02-02-4715	Plum Grove Rentals	4,895.83	5,817.50	18.8	58,750.00	70,371.74	19.7
02-02-4800	Opera in Focus	125.00	798.00	538.4	1,500.00	11,797.90	686.5
02-02-4900	Other	0.00	0.00	0.0	0.00	308.70	100.0
TOTAL REVENUES: GENERAL RECREATION PROGRAMS		130,203.90	130,934.42	0.5	1,562,448.00	1,597,175.61	2.2
SWIMMING POOL							
REVENUES							
02-04-4601	Pool Passes	2,500.00	0.00	100.0	30,000.00	31,418.50	4.7
02-04-4602	Learn to Swim Programs	333.33	0.00	100.0	4,000.00	0.00	100.0
02-04-4604	Swim Team Receipts	416.66	0.00	100.0	5,000.00	9,270.00	85.4
02-04-4606	Daily Admissions	3,333.33	0.00	100.0	40,000.00	48,325.00	20.8
02-04-4610	Pool Rental	833.33	0.00	100.0	10,000.00	5,645.00	(43.5)
02-04-4611	Other	0.00	0.00	0.0	0.00	0.00	0.0
02-04-4612	Day Camp Swim Lessons	0.00	0.00	0.0	0.00	0.00	0.0
TOTAL REVENUES: SWIMMING POOL		7,416.65	0.00	100.0	89,000.00	94,658.50	6.3

ICE ARENAS (WM & SC)
REVENUES

ROLLING MEADOWS PARK DISTRICT
 DETAILED REVENUE & EXPENSE REPORT
 BUDGET VS. ACTUAL WITH PERCENT VARIANCE
 FOR 10 PERIODS ENDING FEBRUARY 28, 2026

FUND: RECREATION FUND

ACCOUNT NUMBER	DESCRIPTION	FEBRUARY BUDGET	FEBRUARY ACTUAL	% VARI- ANCE	FISCAL YEAR BUDGET	FISCAL YEAR-TO-DATE ACTUAL	% VARI- ANCE
ICE ARENAS (WM & SC)							
REVENUES							
02-05-4501	Ice Skating Passes	1,500.00	0.00	100.0	18,000.00	18,869.00	4.8
02-05-4502	Daily Admissions-Public Skate	7,708.33	15,492.00	100.9	92,500.00	107,510.00	16.2
02-05-4503	Daily Admissions-West Meadows	0.00	305.00	100.0	0.00	1,275.00	100.0
02-05-4504	Public Skate Rentals	2,083.33	4,302.00	106.5	25,000.00	30,117.00	20.4
02-05-4505	Skate Sharpening	66.66	330.00	395.0	800.00	2,200.00	175.0
02-05-4509	Miscellaneous Public Skate	0.00	0.00	0.0	0.00	0.00	0.0
02-05-4511	Learn to Skate-Tots	3,333.33	14,774.00	343.2	40,000.00	62,209.87	55.5
02-05-4512	Learn to Skate-Youth	15,416.66	34,524.00	123.9	185,000.00	229,008.44	23.7
02-05-4513	Learn to Skate-Adults	1,166.66	4,808.00	312.1	14,000.00	22,049.57	57.5
02-05-4514	Free Style Ice	7,500.00	6,295.00	(16.0)	90,000.00	80,317.00	(10.7)
02-05-4516	Skate Rental Programs	0.00	0.00	0.0	0.00	0.00	0.0
02-05-4517	ISI	125.00	0.00	100.0	1,500.00	53.25	(96.4)
02-05-4521	Premite Hockey	4,583.33	5,247.50	14.4	55,000.00	71,537.50	30.0
02-05-4523	Youth Hockey	39,583.33	57,917.50	46.3	475,000.00	376,576.26	(20.7)
02-05-4525	Adult Hockey	9,166.66	0.00	100.0	110,000.00	104,780.00	(4.7)
02-05-4527	Open Hockey	583.33	2,725.00	367.1	7,000.00	23,360.00	233.7
02-05-4532	Ice Rental (S.C. & W.M.)	47,916.66	18,893.08	(60.5)	575,000.00	434,979.89	(24.3)
02-05-4533	Special Events - Ice Show	5,166.66	1,650.00	(68.0)	62,000.00	26,705.00	(56.9)
02-05-4535	Shooting Room-West Meadows	83.33	0.00	100.0	1,000.00	535.00	(46.5)
02-05-4536	Parties - Private	3,000.00	3,205.00	6.8	36,000.00	32,930.00	(8.5)
02-05-4537	Arcade-West Meadows	0.00	0.00	0.0	0.00	0.00	0.0
02-05-4538	Fitness Room Rental-West Mdws	416.66	225.00	(46.0)	5,000.00	3,380.00	(32.4)
02-05-4539	Miscellaneous Operations	166.66	479.23	187.5	2,000.00	4,400.49	120.0
02-05-4540	Sponsorships/Donations	250.00	0.00	100.0	3,000.00	110.00	(96.3)
02-05-4600	Rental Revenue-Concessions	100.00	0.00	100.0	1,200.00	400.00	(66.6)
02-05-4605	Vending Machine Revenue	0.00	0.00	0.0	0.00	1,513.67	100.0
02-05-4610	Food Sales - West Meadows	0.00	0.00	0.0	0.00	0.00	0.0
02-05-4690	Food Sales Misc - Over/Short	0.00	0.00	0.0	0.00	0.00	0.0
TOTAL REVENUES: ICE ARENAS (WM & SC)		149,916.59	171,172.31	14.1	1,799,000.00	1,634,816.94	(9.1)
R.E.C f/k/a C.A.R.E.							
REVENUES							
02-07-4220	School Day Out	0.00	3,852.00	100.0	0.00	20,691.20	100.0
02-07-4308	R.E.C. Payments	28,574.16	33,110.35	15.8	342,890.00	359,640.37	4.8
TOTAL REVENUES: R.E.C f/k/a C.A.R.E.		28,574.16	36,962.35	29.3	342,890.00	380,331.57	10.9
RECREATION & MAINTENANCE (RAM)							
EXPENSES							
02-01-6301	Administrative Salaries	27,083.33	23,179.89	14.4	325,000.00	247,220.52	23.9

ROLLING MEADOWS PARK DISTRICT
 DETAILED REVENUE & EXPENSE REPORT
 BUDGET VS. ACTUAL WITH PERCENT VARIANCE
 FOR 10 PERIODS ENDING FEBRUARY 28, 2026

FUND: RECREATION FUND

ACCOUNT NUMBER	DESCRIPTION	FEBRUARY BUDGET	FEBRUARY ACTUAL	% VARI- ANCE	FISCAL YEAR BUDGET	FISCAL YEAR-TO-DATE ACTUAL	% VARI- ANCE
RECREATION & MAINTENANCE (RAM)							
EXPENSES							
02-01-6302	Full Time Supervisor Wages	29,166.66	19,143.83	34.3	350,000.00	215,673.96	38.3
02-01-6303	Part Time Supervisor Wages	5,833.33	5,140.00	11.8	70,000.00	60,286.64	13.8
02-01-6304	Clerical Salaries & Wages	7,916.66	9,372.14	(18.3)	95,000.00	91,485.62	3.7
02-01-6305	Full Time Maintenance Salaries	22,500.00	16,436.13	26.9	270,000.00	193,324.43	28.4
02-01-6306	Part Time Maintenance Wages	4,166.66	4,900.63	(17.6)	50,000.00	42,212.55	15.5
02-01-6310	Bank Charges	166.66	0.00	100.0	2,000.00	0.00	100.0
02-01-6311	Office Supplies	916.66	224.32	75.5	11,000.00	8,344.45	24.1
02-01-6312	Utilities-RAM	18,750.00	13,727.22	26.7	225,000.00	153,817.52	31.6
02-01-6313	Program Guide & Postage	2,983.33	0.00	100.0	35,800.00	23,850.00	33.3
02-01-6314	Memberships & Subscriptions	1,083.33	0.00	100.0	13,000.00	11,455.17	11.8
02-01-6315	Conferences,Education & Travel	958.33	0.00	100.0	11,500.00	5,844.00	49.1
02-01-6316	Insurance & Employee Benefits	31,250.00	34,564.89	(10.6)	375,000.00	285,763.77	23.8
02-01-6321	Recreation Maint. Supplies	4,583.33	258.35	94.3	55,000.00	42,759.91	22.2
02-01-6322	Contracted Recreation Maint	4,583.33	2,245.89	51.0	55,000.00	62,358.05	(13.3)
02-01-6323	Svc/Maint Agreements-Office Eq	583.33	0.00	100.0	7,000.00	14,569.58	(108.1)
02-01-6324	Recreation Maint Equipment	1,250.00	1,349.01	(7.9)	15,000.00	3,233.82	78.4
02-01-6325	Staff Mileage Reimbursements	41.66	0.00	100.0	500.00	252.00	49.6
02-01-6331	Marketing - Contractual	1,544.58	0.00	100.0	18,535.00	6,444.05	65.2
02-01-6332	Marketing - Supplies	291.66	0.00	100.0	3,500.00	2,398.15	31.4
02-01-6333	Marketing - Software & Subscri	726.66	0.00	100.0	8,720.00	10,349.74	(18.6)
02-01-6334	Marketing - Giveaways	531.66	0.00	100.0	6,380.00	2,283.83	64.2
02-01-6335	Staff Apparel	346.66	0.00	100.0	4,160.00	5,933.14	(42.6)
02-01-6336	Marketing - Misc	229.16	0.00	100.0	2,750.00	16.99	99.3
02-01-6337	Marketing - Equipment	333.33	0.00	100.0	4,000.00	0.00	100.0
02-01-8100	Transfers to other Funds	0.00	0.00	0.0	0.00	0.00	0.0
TOTAL EXPENSES: RECREATION & MAINTENANCE (RAM)		167,820.31	130,542.30	22.2	2,013,845.00	1,489,877.89	26.0

GENERAL RECREATION PROGRAMS

EXPENSES							
02-02-6331	Pilates Prog Contractual-Admin	216.66	250.00	(15.3)	2,600.00	2,443.75	6.0
02-02-6333	Pilates Programs Contractual	1,227.50	1,845.00	(50.3)	14,730.00	18,395.00	(24.8)
02-02-6334	Pilates Programs Supplies	66.66	0.00	100.0	800.00	879.95	(9.9)
02-02-6335	Repairs & Maint-The Grove Equi	125.00	0.00	100.0	1,500.00	0.00	100.0
02-02-6336	Zumba Expenditures	0.00	0.00	0.0	0.00	0.00	0.0
02-02-6339	Pilates Registration Fees	0.00	0.00	0.0	0.00	0.00	0.0
02-02-6341	General - Athletics Salaries	0.00	7.50	100.0	0.00	15.00	100.0
02-02-6342	Baseball - Athletic Salaries	105.83	0.00	100.0	1,270.00	800.29	36.9
02-02-6343	Basketball - Athletic Salaries	320.00	792.51	(147.6)	3,840.00	1,464.77	61.8
02-02-6344	Football - Athletic Salaries	0.00	0.00	0.0	0.00	0.00	0.0
02-02-6346	General - Officials & Referees	0.00	1,407.00	100.0	0.00	3,340.00	100.0
02-02-6347	Contractual Athletic Programs	3,317.50	0.00	100.0	39,810.00	19,455.25	51.1

ROLLING MEADOWS PARK DISTRICT
 DETAILED REVENUE & EXPENSE REPORT
 BUDGET VS. ACTUAL WITH PERCENT VARIANCE
 FOR 10 PERIODS ENDING FEBRUARY 28, 2026

FUND: RECREATION FUND

ACCOUNT NUMBER	DESCRIPTION	FEBRUARY BUDGET	FEBRUARY ACTUAL	% VARI- ANCE	FISCAL YEAR BUDGET	FISCAL YEAR-TO-DATE ACTUAL	% VARI- ANCE
GENERAL RECREATION PROGRAMS EXPENSES							
02-02-6348	Baseball - Contractual	535.41	0.00	100.0	6,425.00	510.00	92.0
02-02-6349	Basketball - Contractual	603.33	0.00	100.0	7,240.00	0.00	100.0
02-02-6350	Football - Contractual	1,250.00	0.00	100.0	15,000.00	3,504.52	76.6
02-02-6351	General - Athletic Supplies	250.00	550.00	(120.0)	3,000.00	1,125.07	62.5
02-02-6352	Baseball - Supplies	1,144.16	0.00	100.0	13,730.00	6,004.80	56.2
02-02-6353	Basketball - Supplies	341.66	0.00	100.0	4,100.00	3,873.48	5.5
02-02-6354	Football - Supplies	2,696.25	0.00	100.0	32,355.00	19,437.94	39.9
02-02-6361	Adult General Program Salaries	120.83	0.00	100.0	1,450.00	0.00	100.0
02-02-6362	Adult Athletic Program Salarie	360.00	0.00	100.0	4,320.00	1,319.62	69.4
02-02-6363	Adult General Contractual	460.00	2,600.00	(465.2)	5,520.00	4,798.40	13.0
02-02-6364	Fitness Contractual	0.00	0.00	0.0	0.00	3,137.71	100.0
02-02-6365	Adult General Program Supplies	343.75	0.00	100.0	4,125.00	92.64	97.7
02-02-6366	Adult Athletic Supplies	85.41	0.00	100.0	1,025.00	1,820.69	(77.6)
02-02-6401	Adult/General Programs Salary	120.83	0.00	100.0	1,450.00	466.87	67.8
02-02-6405	Overnight Trips Expense	2,083.33	0.00	100.0	25,000.00	2,678.00	89.2
02-02-6406	Adult Activity Center Luncheon	277.00	0.00	100.0	3,324.00	1,865.38	43.8
02-02-6407	Adult Activity Ctr Contractual	35.41	0.00	100.0	425.00	840.00	(97.6)
02-02-6408	Adult Act Center Supplies	293.75	0.00	100.0	3,525.00	679.60	80.7
02-02-6409	Adult Activity Center Day Trip	269.16	0.00	100.0	3,230.00	13,065.38	(304.5)
02-02-6415	Gymnastics Salaries	8,341.66	12,167.69	(45.8)	100,100.00	102,922.16	(2.8)
02-02-6417	Gymnastics Contractual	293.33	0.00	100.0	3,520.00	0.00	100.0
02-02-6418	Gymnastic Program Supplies	416.66	2,069.60	(396.7)	5,000.00	17,106.01	(242.1)
02-02-6419	Gymnastic Team Expenditures	0.00	0.00	0.0	0.00	0.00	0.0
02-02-6420	Gymnsatic Team Salaries	0.00	0.00	0.0	0.00	0.00	0.0
02-02-6421	Camp Salaries	13,361.66	17.48	99.8	160,340.00	149,924.85	6.5
02-02-6423	Camp Programs Contractual	2,267.50	0.00	100.0	27,210.00	22,194.53	18.4
02-02-6424	Camp Program Supplies	1,033.33	0.00	100.0	12,400.00	10,292.60	17.0
02-02-6426	School Day Out-Salaries	822.91	1,784.99	(116.9)	9,875.00	6,900.43	30.1
02-02-6428	School Day Out - Contractual	343.33	0.00	100.0	4,120.00	500.00	87.8
02-02-6429	School Day Out - Supplies	0.00	0.00	0.0	0.00	0.00	0.0
02-02-6431	Dance Salaries - In-House	153.33	252.97	(64.9)	1,840.00	1,487.82	19.1
02-02-6432	Dance Salaries - Do Not Use	0.00	0.00	0.0	0.00	0.00	0.0
02-02-6433	Dance Programs Contractual	0.00	0.00	0.0	0.00	0.00	0.0
02-02-6434	Dance Program Supplies	37.50	0.00	100.0	450.00	181.49	59.6
02-02-6435	Dance Program - Other	0.00	0.00	0.0	0.00	0.00	0.0
02-02-6441	Youth Program Salaries	0.00	0.00	0.0	0.00	33.75	100.0
02-02-6442	Martial Arts - Contractual	1,853.33	0.00	100.0	22,240.00	12,038.94	45.8
02-02-6443	Youth Programs Contractual	599.16	630.00	(5.1)	7,190.00	4,364.40	39.3
02-02-6444	Youth Program Supplies	77.08	0.00	100.0	925.00	68.93	92.5
02-02-6451	Early Childhood Salaries	11,938.33	8,555.27	28.3	143,260.00	64,234.95	55.1
02-02-6452	EC/PreSchool Salaries	13,291.66	14,821.34	(11.5)	159,500.00	104,670.04	34.3
02-02-6453	Early Childhood Contractual	1,741.66	0.00	100.0	20,900.00	2,951.65	85.8
02-02-6454	Early Childhood Supplies	966.66	0.00	100.0	11,600.00	1,585.57	86.3

ROLLING MEADOWS PARK DISTRICT
 DETAILED REVENUE & EXPENSE REPORT
 BUDGET VS. ACTUAL WITH PERCENT VARIANCE
 FOR 10 PERIODS ENDING FEBRUARY 28, 2026

FUND: RECREATION FUND

ACCOUNT NUMBER	DESCRIPTION	FEBRUARY BUDGET	FEBRUARY ACTUAL	% VARI- ANCE	FISCAL YEAR BUDGET	FISCAL YEAR-TO-DATE ACTUAL	% VARI- ANCE
GENERAL RECREATION PROGRAMS EXPENSES							
02-02-6455	Preschool Supplies	550.00	0.00	100.0	6,600.00	2,582.66	60.8
02-02-6456	Early Childhood Camp Supplies	158.33	0.00	100.0	1,900.00	819.86	56.8
02-02-6457	Early Childhood Camp Salaries	0.00	0.00	0.0	25,000.00	20,446.55	18.2
02-02-6458	Early Childhood Camp Contract	658.33	0.00	100.0	7,900.00	0.00	100.0
02-02-6460	Special Events Salary (Charge)	0.00	50.70	100.0	0.00	384.15	100.0
02-02-6461	Special Event Salaries (Free)	159.16	0.00	100.0	1,910.00	46.80	97.5
02-02-6462	Special Events Charge-Contract	118.33	395.00	(233.8)	1,420.00	1,290.00	9.1
02-02-6463	Special Events Free-Contractua	1,250.00	0.00	100.0	15,000.00	17,760.49	(18.4)
02-02-6464	Special Event Charge Supplies	438.33	0.00	100.0	5,260.00	6,164.32	(17.1)
02-02-6465	Special Event Free Supplies	133.33	0.00	100.0	1,600.00	7,230.56	(351.9)
02-02-6466	Community Engagement	166.66	0.00	100.0	2,000.00	0.00	100.0
02-02-6471	Rental Event Salaries	4,666.66	1,967.97	57.8	56,000.00	36,089.63	35.5
02-02-6472	Building Supervisor Salaries	0.00	1,577.90	100.0	0.00	9,738.26	100.0
02-02-6474	Rental Event Supplies	208.33	0.00	100.0	2,500.00	6,682.29	(167.2)
02-02-6480	Recreation Equipment	2,500.00	2,021.27	19.1	30,000.00	5,271.02	82.4
02-02-6490	CivicRec Annual Fees	2,500.00	0.00	100.0	30,000.00	57,170.00	(90.5)
TOTAL EXPENSES: GENERAL RECREATION PROGRAMS		87,695.98	53,764.19	38.6	1,077,354.00	785,148.82	27.1
SWIMMING POOL EXPENSES							
02-04-6601	Learn to Swim Wages	0.00	0.00	0.0	0.00	0.00	0.0
02-04-6602	Pool Programs Wages	0.00	0.00	0.0	0.00	0.00	0.0
02-04-6603	Public Swim Wages	1,000.00	0.00	100.0	12,000.00	9,597.33	20.0
02-04-6604	Pool Maintenance Wages	250.00	0.00	100.0	3,000.00	0.00	100.0
02-04-6611	Program Supplies	125.00	0.00	100.0	1,500.00	1,817.59	(21.1)
02-04-6612	Staff Supplies	41.66	0.00	100.0	500.00	116.20	76.7
02-04-6613	Chemical Supplies	1,666.66	0.00	100.0	20,000.00	3,283.59	83.5
02-04-6614	Contracted Maint/Oper Supplies	2,375.00	0.00	100.0	28,500.00	35,993.23	(26.2)
02-04-6615	Special Events-Pool	0.00	0.00	0.0	0.00	0.00	0.0
02-04-6630	Aquatics Management Fee	17,333.33	22,435.70	(29.4)	208,000.00	179,555.20	13.6
TOTAL EXPENSES: SWIMMING POOL		22,791.65	22,435.70	1.5	273,500.00	230,363.14	15.7
ICE ARENAS (WM & SC) EXPENSES							
02-05-6500	Full Time Supervisor Salaries	33,166.66	28,532.75	13.9	398,000.00	291,575.34	26.7
02-05-6501	Part Time Supervisor Wages	8,666.66	10,372.78	(19.6)	104,000.00	98,298.31	5.4
02-05-6502	Full Time Clerical Salaries	8,583.33	8,436.43	1.7	103,000.00	82,921.04	19.4
02-05-6503	Part Time Clerical Wages	0.00	0.00	0.0	0.00	7,949.59	100.0
02-05-6505	Full Time Maintenance Salaries	15,000.00	11,866.79	20.8	180,000.00	131,977.27	26.6

ROLLING MEADOWS PARK DISTRICT
 DETAILED REVENUE & EXPENSE REPORT
 BUDGET VS. ACTUAL WITH PERCENT VARIANCE
 FOR 10 PERIODS ENDING FEBRUARY 28, 2026

FUND: RECREATION FUND

ACCOUNT NUMBER	DESCRIPTION	FEBRUARY BUDGET	FEBRUARY ACTUAL	% VARI-ANCE	FISCAL YEAR BUDGET	FISCAL YEAR-TO-DATE ACTUAL	% VARI-ANCE
ICE ARENAS (WM & SC)							
EXPENSES							
02-05-6506	Part Time Maintenance Wages	833.33	0.00	100.0	10,000.00	311.60	96.8
02-05-6507	Public Skate Wages	2,166.66	2,185.13	(0.8)	26,000.00	24,283.95	6.6
02-05-6508	Learn to Skate Wages	5,833.33	7,174.61	(22.9)	70,000.00	62,091.09	11.3
02-05-6509	Hockey Wages	2,083.33	2,802.58	(34.5)	25,000.00	31,216.64	(24.8)
02-05-6510	Ice Show Wages	0.00	0.00	0.0	0.00	0.00	0.0
02-05-6512	Operational Supplies	2,916.66	5,418.07	(85.7)	35,000.00	31,887.16	8.8
02-05-6513	Publicity & Public Relations	125.00	0.00	100.0	1,500.00	673.99	55.0
02-05-6514	Utilities-Ice Arenas	30,000.00	29,274.62	2.4	360,000.00	240,624.37	33.1
02-05-6515	Conferences,Education & Travel	250.00	21.47	91.4	3,000.00	2,715.47	9.4
02-05-6518	Special Events-Ice Show	908.33	0.00	100.0	10,900.00	58.90	99.4
02-05-6519	Ice Rental Expense	0.00	0.00	0.0	0.00	0.00	0.0
02-05-6520	Hockey/Skating Contractual Ser	6,250.00	6,035.00	3.4	75,000.00	37,772.00	49.6
02-05-6522	Contracted Maintenance Svcs	17,083.33	23,538.75	(37.7)	205,000.00	123,243.80	39.8
02-05-6540	Office Supplies	166.66	0.00	100.0	2,000.00	7,141.02	(257.0)
02-05-6541	Program Supplies - Youth	4,583.33	42.53	99.0	55,000.00	72,194.24	(31.2)
02-05-6542	Program Supplies - Adult	166.66	0.00	100.0	2,000.00	0.00	100.0
02-05-6543	Program Supplies - LTS/Figure	2,500.00	0.00	100.0	2,500.00	2,863.17	(14.5)
02-05-6544	Program Supplies - Public Skat	437.50	0.00	100.0	5,250.00	4,900.71	6.6
02-05-6550	Ice Arena Equipment	458.33	0.00	100.0	5,500.00	5,856.87	(6.4)
02-05-6560	Memberships & Licenses, Dues	250.00	0.00	100.0	3,000.00	2,072.00	30.9
02-05-6590	ActiveNet System Fees - Ice	2,500.00	0.00	100.0	30,000.00	0.00	100.0
02-05-6610	Concession Supplies	0.00	0.00	0.0	0.00	0.00	0.0
02-05-6620	Food Supplies-West Meadows	0.00	0.00	0.0	0.00	373.00	100.0
TOTAL EXPENSES: ICE ARENAS (WM & SC)		144,929.10	135,701.51	6.3	1,711,650.00	1,263,001.53	26.2

R.E.C f/k/a C.A.R.E.

EXPENSES							
02-07-7201	REC Supervisory Salaries	1,250.00	1,030.76	17.5	15,000.00	10,824.57	27.8
02-07-7202	REC Program Wages	14,272.91	14,110.07	1.1	171,275.00	120,432.31	29.6
02-07-7203	REC Clerical Wages	525.00	544.07	(3.6)	6,300.00	5,532.18	12.1
02-07-7216	Insurance & Employee Benefits	0.00	0.00	0.0	0.00	0.00	0.0
02-07-7220	School Day Out - salaries	0.00	0.00	0.0	0.00	461.63	100.0
02-07-7221	School Day Out - contractual	0.00	682.00	100.0	0.00	4,886.20	100.0
02-07-7222	School Day Out - supplies	0.00	0.00	0.0	0.00	0.00	0.0
02-07-7230	REC Contractual Services	2,494.16	16,373.25	(556.4)	29,930.00	24,677.82	17.5
02-07-7235	Payment Fees	833.33	0.00	100.0	10,000.00	0.00	100.0
02-07-7240	Program Supplies - REC	625.00	0.00	100.0	7,500.00	4,465.56	40.4
02-07-7250	Capital Fund - REC	0.00	0.00	0.0	0.00	69.14	100.0
TOTAL EXPENSES: R.E.C f/k/a C.A.R.E.		20,000.40	32,740.15	(63.7)	240,005.00	171,349.41	28.6

ROLLING MEADOWS PARK DISTRICT
DETAILED REVENUE & EXPENSE REPORT
BUDGET VS. ACTUAL WITH PERCENT VARIANCE
FOR 10 PERIODS ENDING FEBRUARY 28, 2026

FUND: RECREATION FUND

ACCOUNT NUMBER	DESCRIPTION	FEBRUARY BUDGET	FEBRUARY ACTUAL	% VARI- ANCE	FISCAL YEAR BUDGET	FISCAL YEAR-TO-DATE ACTUAL	% VARI- ANCE
TOTAL FUND REVENUES		426,694.60	380,002.18	(10.9)	5,120,338.00	4,356,250.20	(14.9)
TOTAL FUND EXPENSES		443,237.44	375,183.85	15.3	5,316,354.00	3,939,740.79	25.8
FUND SURPLUS (DEFICIT)		(16,542.84)	4,818.33	(129.1)	(196,016.00)	416,509.41	(312.4)

ROLLING MEADOWS PARK DISTRICT
 DETAILED REVENUE & EXPENSE REPORT
 BUDGET VS. ACTUAL WITH PERCENT VARIANCE
 FOR 10 PERIODS ENDING FEBRUARY 28, 2026

FUND: BOND FUND

ACCOUNT NUMBER	DESCRIPTION	FEBRUARY BUDGET	FEBRUARY ACTUAL	% VARI- ANCE	FISCAL YEAR BUDGET	FISCAL YEAR-TO-DATE ACTUAL	% VARI- ANCE
BOND & INTEREST REVENUES							
03-00-4111	Property Taxes-Bond CY	61,416.66	0.00	100.0	737,000.00	0.00	100.0
03-00-4112	Property Taxes-Bond FPY	61,416.66	267,198.06	335.0	737,000.00	632,014.39	(14.2)
03-00-4113	Property Taxes-Bond OPY	0.00	0.00	0.0	0.00	0.00	0.0
03-00-4510	Interest Earnings	0.00	2,287.92	100.0	0.00	29,596.74	100.0
TOTAL REVENUES: BOND & INTEREST		122,833.32	269,485.98	119.3	1,474,000.00	661,611.13	(55.1)
BOND & INTEREST EXPENSES							
03-00-6610	Debt Service-Principal	114,833.33	0.00	100.0	1,378,000.00	0.00	100.0
03-00-6620	Debt Service-Interest	2,747.41	0.00	100.0	32,969.00	0.00	100.0
03-00-6640	Debt Service-Dues & Fees	0.00	0.00	0.0	0.00	0.00	0.0
03-00-8100	Transfers to other Funds	0.00	0.00	0.0	0.00	0.00	0.0
TOTAL EXPENSES: BOND & INTEREST		117,580.74	0.00	100.0	1,410,969.00	0.00	100.0
TOTAL FUND REVENUES		122,833.32	269,485.98	119.3	1,474,000.00	661,611.13	(55.1)
TOTAL FUND EXPENSES		117,580.74	0.00	100.0	1,410,969.00	0.00	100.0
FUND SURPLUS (DEFICIT)		5,252.58	269,485.98	5030.5	63,031.00	661,611.13	949.6

ROLLING MEADOWS PARK DISTRICT
 DETAILED REVENUE & EXPENSE REPORT
 BUDGET VS. ACTUAL WITH PERCENT VARIANCE
 FOR 10 PERIODS ENDING FEBRUARY 28, 2026

FUND: IMRF / SOCIAL SECURITY FUND

ACCOUNT NUMBER	DESCRIPTION	FEBRUARY BUDGET	FEBRUARY ACTUAL	% VARI- ANCE	FISCAL YEAR BUDGET	FISCAL YEAR-TO-DATE ACTUAL	% VARI- ANCE
IMRF REVENUES							
04-00-4111	Property Taxes-I.M.R.F. CY	11,041.66	0.00	100.0	132,500.00	0.00	100.0
04-00-4112	Property Taxes-I.M.R.F. FPY	11,041.66	8,014.27	(27.4)	132,500.00	121,566.44	(8.2)
04-00-4113	Property Taxes-I.M.R.F. OPY	0.00	0.00	0.0	0.00	0.00	0.0
04-00-4510	Interest Earnings	0.00	0.00	0.0	0.00	0.00	0.0
TOTAL REVENUES: IMRF		22,083.32	8,014.27	(63.7)	265,000.00	121,566.44	(54.1)
SS / MEDICARE REVENUES							
04-50-4111	Property Taxes-SS/Medicare CY	12,500.00	0.00	100.0	150,000.00	0.00	100.0
04-50-4112	Property Taxes-SS/Medicare FPY	12,500.00	9,072.91	(27.4)	150,000.00	137,624.61	(8.2)
04-50-4113	Property Taxes-SS/Medicare OPY	0.00	0.00	0.0	0.00	0.00	0.0
TOTAL REVENUES: SS / MEDICARE		25,000.00	9,072.91	(63.7)	300,000.00	137,624.61	(54.1)
IMRF EXPENSES							
04-00-6212	IMRF - Employer Contribution	20,833.33	17,866.75	14.2	250,000.00	178,899.24	28.4
TOTAL EXPENSES: IMRF		20,833.33	17,866.75	14.2	250,000.00	178,899.24	28.4
SS / MEDICARE EXPENSES							
04-50-6213	FICA - Employer Contribution	20,000.00	16,854.32	15.7	240,000.00	182,373.00	24.0
04-50-6214	Medicare - Employer Contrib	4,166.66	3,941.88	5.3	50,000.00	42,652.18	14.7
TOTAL EXPENSES: SS / MEDICARE		24,166.66	20,796.20	13.9	290,000.00	225,025.18	22.4
TOTAL FUND REVENUES		47,083.32	17,087.18	(63.7)	565,000.00	259,191.05	(54.1)
TOTAL FUND EXPENSES		44,999.99	38,662.95	14.0	540,000.00	403,924.42	25.2
FUND SURPLUS (DEFICIT)		2,083.33	(21,575.77)	(1135.6)	25,000.00	(144,733.37)	(678.9)

ROLLING MEADOWS PARK DISTRICT
 DETAILED REVENUE & EXPENSE REPORT
 BUDGET VS. ACTUAL WITH PERCENT VARIANCE
 FOR 10 PERIODS ENDING FEBRUARY 28, 2026

FUND: INSURANCE FUND

ACCOUNT NUMBER	DESCRIPTION	FEBRUARY BUDGET	FEBRUARY ACTUAL	% VARI-ANCE	FISCAL YEAR BUDGET	FISCAL YEAR-TO-DATE ACTUAL	% VARI-ANCE
INSURANCE REVENUES							
05-00-4111	Property Taxes-Insurance CY	8,583.33	0.00	100.0	103,000.00	0.00	100.0
05-00-4112	Property Taxes-Insurance FPY	8,583.33	6,230.08	(27.4)	103,000.00	94,502.43	(8.2)
05-00-4113	Property Taxes-Insurance OPY	0.00	0.00	0.0	0.00	0.00	0.0
05-00-4510	Interest Earnings	0.00	0.00	0.0	0.00	0.00	0.0
TOTAL REVENUES: INSURANCE		17,166.66	6,230.08	(63.7)	206,000.00	94,502.43	(54.1)
INSURANCE EXPENSES							
05-00-6101	Risk Management Salaries	1,666.66	1,507.19	9.5	20,000.00	15,312.33	23.4
05-00-6311	Insur-Professional Services	416.66	0.00	100.0	5,000.00	1,464.60	70.7
05-00-6315	Insur-Emp Physicals/Drug Test	0.00	100.00	100.0	0.00	1,400.00	100.0
05-00-6380	Insur-General Liability P & C	7,083.33	0.00	100.0	85,000.00	69,990.71	17.6
05-00-6381	Insur-Workers Compensation	3,500.00	0.00	100.0	42,000.00	36,787.23	12.4
05-00-6382	Insurance-Unemployment	83.33	0.00	100.0	1,000.00	0.00	100.0
05-00-6410	Insur-Supplies & Commodities	666.66	219.00	67.1	8,000.00	6,921.35	13.4
05-00-6540	Insur-Safety Equipment/Improv	1,250.00	0.00	100.0	15,000.00	1,770.91	88.1
05-00-6640	Insur-Dues & Fees	83.33	0.00	100.0	1,000.00	0.00	100.0
TOTAL EXPENSES: INSURANCE		14,749.97	1,826.19	87.6	177,000.00	133,647.13	24.4
TOTAL FUND REVENUES		17,166.66	6,230.08	(63.7)	206,000.00	94,502.43	(54.1)
TOTAL FUND EXPENSES		14,749.97	1,826.19	87.6	177,000.00	133,647.13	24.4
FUND SURPLUS (DEFICIT)		2,416.69	4,403.89	82.2	29,000.00	(39,144.70)	(234.9)

ROLLING MEADOWS PARK DISTRICT
 DETAILED REVENUE & EXPENSE REPORT
 BUDGET VS. ACTUAL WITH PERCENT VARIANCE
 FOR 10 PERIODS ENDING FEBRUARY 28, 2026

FUND: AUDIT FUND

ACCOUNT NUMBER	DESCRIPTION	FEBRUARY BUDGET	FEBRUARY ACTUAL	% VARI- ANCE	FISCAL YEAR BUDGET	FISCAL YEAR-TO-DATE ACTUAL	% VARI- ANCE
AUDIT REVENUES							
06-00-4111	Property Taxes-Audit Fund CY	1,375.00	0.00	100.0	16,500.00	0.00	100.0
06-00-4112	Property Taxes-Audit Fund FPY	1,375.00	998.01	(27.4)	16,500.00	15,138.57	(8.2)
06-00-4113	Property Taxes-Audit Fund OPY	0.00	0.00	0.0	0.00	0.00	0.0
06-00-4510	Interest Earnings	0.00	0.00	0.0	0.00	0.00	0.0
TOTAL REVENUES: AUDIT		2,750.00	998.01	(63.7)	33,000.00	15,138.57	(54.1)
AUDIT EXPENSES							
06-00-6317	Audit Expenses	2,666.66	4,000.00	(50.0)	32,000.00	21,510.00	32.7
06-00-8100	Transfers to other Funds	0.00	0.00	0.0	0.00	0.00	0.0
TOTAL EXPENSES: AUDIT		2,666.66	4,000.00	(50.0)	32,000.00	21,510.00	32.7
TOTAL FUND REVENUES		2,750.00	998.01	(63.7)	33,000.00	15,138.57	(54.1)
TOTAL FUND EXPENSES		2,666.66	4,000.00	(50.0)	32,000.00	21,510.00	32.7
FUND SURPLUS (DEFICIT)		83.34	(3,001.99)	(3702.1)	1,000.00	(6,371.43)	(737.1)

ROLLING MEADOWS PARK DISTRICT
 DETAILED REVENUE & EXPENSE REPORT
 BUDGET VS. ACTUAL WITH PERCENT VARIANCE
 FOR 10 PERIODS ENDING FEBRUARY 28, 2026

FUND: PAVING & LIGHTING FUND

ACCOUNT NUMBER	DESCRIPTION	FEBRUARY BUDGET	FEBRUARY ACTUAL	% VARIANCE	FISCAL YEAR BUDGET	FISCAL YEAR-TO-DATE ACTUAL	% VARIANCE
PAVING & LIGHTING REVENUES							
07-00-4111	Property Taxes-Paving CY	1,666.66	0.00	100.0	20,000.00	0.00	100.0
07-00-4112	Property Taxes-Paving FPY	1,666.66	1,205.73	(27.6)	20,000.00	18,289.37	(8.5)
07-00-4113	Property Taxes-Paving OPY	0.00	0.00	0.0	0.00	0.00	0.0
07-00-4510	Interest Earnings	0.00	0.00	0.0	0.00	0.00	0.0
TOTAL REVENUES: PAVING & LIGHTING		3,333.32	1,205.73	(63.8)	40,000.00	18,289.37	(54.2)
PAVING & LIGHTING EXPENSES							
07-00-6310	Professional Services	0.00	0.00	0.0	0.00	0.00	0.0
07-00-6323	Repairs & Maintenance	166.66	0.00	100.0	2,000.00	0.00	100.0
07-00-6410	Supplies & Commodities	833.33	0.00	100.0	10,000.00	18,476.57	(84.7)
07-00-6520	Capital Improvements	2,500.00	0.00	100.0	30,000.00	0.00	100.0
07-00-8100	Transfers to other Funds	0.00	0.00	0.0	0.00	0.00	0.0
TOTAL EXPENSES: PAVING & LIGHTING		3,499.99	0.00	100.0	42,000.00	18,476.57	56.0
TOTAL FUND REVENUES		3,333.32	1,205.73	(63.8)	40,000.00	18,289.37	(54.2)
TOTAL FUND EXPENSES		3,499.99	0.00	100.0	42,000.00	18,476.57	56.0
FUND SURPLUS (DEFICIT)		(166.67)	1,205.73	(823.4)	(2,000.00)	(187.20)	(90.6)

ROLLING MEADOWS PARK DISTRICT
 DETAILED REVENUE & EXPENSE REPORT
 BUDGET VS. ACTUAL WITH PERCENT VARIANCE
 FOR 10 PERIODS ENDING FEBRUARY 28, 2026

FUND: NWSRA FUND

ACCOUNT NUMBER	DESCRIPTION	FEBRUARY BUDGET	FEBRUARY ACTUAL	% VARI- ANCE	FISCAL YEAR BUDGET	FISCAL YEAR-TO-DATE ACTUAL	% VARI- ANCE
SPECIAL RECREATION REVENUES							
08-00-4111	Property Taxes-Special Rec CY	14,166.66	0.00	100.0	170,000.00	0.00	100.0
08-00-4112	Property Taxes-Special Rec FPY	14,166.66	9,645.34	(31.9)	170,000.00	146,307.65	(13.9)
08-00-4113	Property Taxes-Special OPY	0.00	0.00	0.0	0.00	0.00	0.0
08-00-4510	Interest Earnings	0.00	0.00	0.0	0.00	0.00	0.0
TOTAL REVENUES: SPECIAL RECREATION		28,333.32	9,645.34	(65.9)	340,000.00	146,307.65	(56.9)
SPECIAL RECREATION EXPENSES							
08-00-6310	Professional Services	833.33	0.00	100.0	10,000.00	0.00	100.0
08-00-6410	Supplies & Commodities	833.33	0.00	100.0	10,000.00	5,000.43	50.0
08-00-6520	Capital Improvements	3,333.33	0.00	100.0	40,000.00	0.00	100.0
08-00-6640	NWSRA Assessments	15,000.00	0.00	100.0	180,000.00	87,861.82	51.1
08-00-8100	Transfers to other Funds	16,666.66	0.00	100.0	200,000.00	0.00	100.0
TOTAL EXPENSES: SPECIAL RECREATION		36,666.65	0.00	100.0	440,000.00	92,862.25	78.8
TOTAL FUND REVENUES		28,333.32	9,645.34	(65.9)	340,000.00	146,307.65	(56.9)
TOTAL FUND EXPENSES		36,666.65	0.00	100.0	440,000.00	92,862.25	78.8
FUND SURPLUS (DEFICIT)		(8,333.33)	9,645.34	(215.7)	(100,000.00)	53,445.40	(153.4)

ROLLING MEADOWS PARK DISTRICT
 DETAILED REVENUE & EXPENSE REPORT
 BUDGET VS. ACTUAL WITH PERCENT VARIANCE
 FOR 10 PERIODS ENDING FEBRUARY 28, 2026

FUND: WORKING CASH FUND

ACCOUNT NUMBER	DESCRIPTION	FEBRUARY BUDGET	FEBRUARY ACTUAL	% VARI- ANCE	FISCAL YEAR BUDGET	FISCAL YEAR-TO-DATE ACTUAL	% VARI- ANCE
WORKING CASH REVENUES							
10-00-4510	Interest Earnings	0.00	0.00	0.0	0.00	0.00	0.0
TOTAL REVENUES: WORKING CASH		0.00	0.00	0.0	0.00	0.00	0.0
WORKING CASH EXPENSES							
10-00-8100	Transfers to other Funds	0.00	0.00	0.0	0.00	0.00	0.0
TOTAL EXPENSES: WORKING CASH		0.00	0.00	0.0	0.00	0.00	0.0
TOTAL FUND REVENUES		0.00	0.00	0.0	0.00	0.00	0.0
TOTAL FUND EXPENSES		0.00	0.00	0.0	0.00	0.00	0.0
FUND SURPLUS (DEFICIT)		0.00	0.00	0.0	0.00	0.00	0.0

ROLLING MEADOWS PARK DISTRICT
 DETAILED REVENUE & EXPENSE REPORT
 BUDGET VS. ACTUAL WITH PERCENT VARIANCE
 FOR 10 PERIODS ENDING FEBRUARY 28, 2026

FUND: CAPITAL PROJECTS FUND

ACCOUNT NUMBER	DESCRIPTION	FEBRUARY BUDGET	FEBRUARY ACTUAL	% VARI-ANCE	FISCAL YEAR BUDGET	FISCAL YEAR-TO-DATE ACTUAL	% VARI-ANCE
CAPITAL PROJECTS FUND REVENUES							
15-00-4210	Bonds Sold - Proceeds	110,500.00	0.00	100.0	1,326,000.00	0.00	100.0
15-00-4220	Premium on Bonds Sold	0.00	0.00	0.0	0.00	0.00	0.0
15-00-4300	Grants / Matching Funds	25,000.00	0.00	100.0	300,000.00	0.00	100.0
15-00-4400	Reimbursements	0.00	0.00	0.0	0.00	285,000.00	100.0
15-00-4510	Interest Earnings	8,333.33	16,915.48	102.9	100,000.00	218,773.48	118.7
15-00-7100	Transfers from other Funds	0.00	0.00	0.0	0.00	0.00	0.0
TOTAL REVENUES: CAPITAL PROJECTS FUND		143,833.33	16,915.48	(88.2)	1,726,000.00	503,773.48	(70.8)
CAPITAL PROJECTS FUND EXPENSES							
15-00-6310	Professional Services	10,416.66	350.00	96.6	125,000.00	73,993.21	40.8
15-00-6530	Improvements & Renov-RAM	125,000.00	25,937.01	79.2	1,500,000.00	1,794,178.38	(19.6)
15-00-6540	Recreation & Maint Equipment	25,000.00	3,967.43	84.1	300,000.00	25,734.39	91.4
15-00-6541	Recreation Equipment	16,666.66	59,565.25	(257.3)	200,000.00	136,505.50	31.7
15-00-6542	Technology Equipment	8,333.33	0.00	100.0	100,000.00	45,628.46	54.3
15-00-6550	Vehicles / Trucks	6,250.00	58,288.00	(832.6)	75,000.00	269,496.00	(259.3)
15-00-6610	Debt Service-Principal	0.00	0.00	0.0	0.00	0.00	0.0
15-00-6620	Debt Service-Interest	0.00	0.00	0.0	0.00	32,969.42	100.0
15-00-6690	Debt Service-Bond Issuance Cos	0.00	0.00	0.0	0.00	0.00	0.0
TOTAL EXPENSES: CAPITAL PROJECTS FUND		191,666.65	148,107.69	22.7	2,300,000.00	2,378,505.36	(3.4)
TOTAL FUND REVENUES		143,833.33	16,915.48	(88.2)	1,726,000.00	503,773.48	(70.8)
TOTAL FUND EXPENSES		191,666.65	148,107.69	22.7	2,300,000.00	2,378,505.36	(3.4)
FUND SURPLUS (DEFICIT)		(47,833.32)	(131,192.21)	174.2	(574,000.00)	(1,874,731.88)	226.6

GENERAL CORPORATE FUND
 ACTIVITY FROM 02/01/2026 TO 02/28/2026

ACCOUNT #	ACCOUNT DESCRIPTION VENDOR NAME	VENDOR #	TRANSACTION DESCRIPTION	CHECK #	CHECK DATE	ITEM AMOUNT
01-01-1215	Accounts Receivable (FLEX/COBR PlanSource	1499		15832	02/10/26	1,160.09
			ACCOUNT TOTAL:			1,160.09
01-01-2260	Payroll Insurance Payable NCPERS Group Life Ins	0143	Premiums: 3/2026	72872	02/18/26	16.00
			ACCOUNT TOTAL:			16.00
01-01-2262	Employee Insurance Payable Park Dist Risk Management	0028	Health premiums	15831	02/10/26	7,094.20
			ACCOUNT TOTAL:			7,094.20
01-01-6012	Professional Services Huck Bouma PC Flexible Benefit Service LLC Sterling Network Integration Sterling Network Integration	1393 0788 1490 1490	General legal: Through 1/15/26 Flex Admin Fee:Jan 2026 IT Services IT Services	15845 72863 15834 15834	02/24/26 02/18/26 02/10/26 02/10/26	1,261.00 285.00 172.00 3,930.04
			ACCOUNT TOTAL:			5,648.04
01-01-6013	Legal Publications & TAWs Daily Herald	1233	Amended 2026 Mtg Dates	72832	02/10/26	78.30
			ACCOUNT TOTAL:			78.30
01-01-6017	Conferences,Education & Travel Quattrocchi, Tiffany	1784	IPRA Conf: Hotel/Parking	72849	02/10/26	460.60
			ACCOUNT TOTAL:			460.60
01-01-6019	Insurance & Employee Benefits Park Dist Risk Management	0028	Health premiums	15831	02/10/26	13,041.74
			ACCOUNT TOTAL:			13,041.74
01-01-6024	Svc/Maint Contract-Office Eqpt Canon USA, Inc Canon USA, Inc Comcast Business	1700 1700 0006	PC Copier Lease: HR Dept PC Copier Lease: Admin PG: Phone/Internet	72861 72861 72829	02/18/26 02/18/26 02/10/26	79.45 5.52 306.54

GENERAL CORPORATE FUND
 ACTIVITY FROM 02/01/2026 TO 02/28/2026

ACCOUNT #	ACCOUNT DESCRIPTION VENDOR NAME	VENDOR #	TRANSACTION DESCRIPTION	CHECK #	CHECK DATE	ITEM AMOUNT
01-01-6024	Svc/Maint Contract-Office Eqpt Canon USA, Inc	1700	PC Copier Lease: NSC ICE	72827	02/10/26	84.45
			ACCOUNT TOTAL:			475.96
01-01-6317	Banking Charges/Fees COMCAST	1582	Admin Fee	15841	02/24/26	151.20
	COMCAST	1582	Late Fee	15841	02/24/26	67.07
	COMCAST	1582	Late Fee	15841	02/24/26	22.61
			ACCOUNT TOTAL:			240.88
01-02-1210	Accounts Receivable-PC Condo Groot Inc	0043	Garbage/Recycling PC	15824	02/10/26	504.36
			ACCOUNT TOTAL:			504.36
01-02-6211	Vehicle Supplies NAPA of Palatine	0128	Engine Oil Filter	72871	02/18/26	5.09
	NAPA of Palatine	0128	Engine Oil Filters	72871	02/18/26	10.18
	NAPA of Palatine	0128	Oil Filter/Hydraulic/Fuel Filt	72871	02/18/26	56.67
	NAPA of Palatine	0128	Prem. Performance Dex	72843	02/10/26	7.06
			ACCOUNT TOTAL:			79.00
01-02-6212	Contracted Vehicle Maintenance Arlington Hts Ford	0929	2022 SuperDuty WH32Elamp asy	72857	02/18/26	723.88
	Just Tires	1788	Tires-2022 SuperDuty	72868	02/18/26	872.25
			ACCOUNT TOTAL:			1,596.13
01-02-6213	Gas and Oil City of Rolling Meadows	0020	Fuel	15840	02/24/26	5,401.04
	NAPA of Palatine	0128	MiniVan: Rainx	72843	02/10/26	30.98
	NAPA of Palatine	0128	MiniVan Rear Disc Brake	72843	02/10/26	43.56
	NAPA of Palatine	0128	Diesel Exhaust Fluid	72843	02/10/26	15.14
			ACCOUNT TOTAL:			5,490.72
01-02-6214	Utilities-Parks Dept. Nicor Gas	0885	Gas: PC	15847	02/24/26	460.82
	Constellation New Energy	0889	PC	15842	02/24/26	877.73
	COMCAST	1582	PC Voice VOIP	15841	02/24/26	1,080.00

GENERAL CORPORATE FUND
 ACTIVITY FROM 02/01/2026 TO 02/28/2026

ACCOUNT #	ACCOUNT DESCRIPTION VENDOR NAME	VENDOR #	TRANSACTION DESCRIPTION	CHECK #	CHECK DATE	ITEM AMOUNT
01-02-6214	Utilities-Parks Dept.					
	Com Ed	0008	Maple Lane Elect to 2/3/26	72853	02/17/26	53.99
	Com Ed	0008	Owl Dr Elec HPS FLD to 2/3/26	72853	02/17/26	38.68
	Com Ed	0008	School Dr Strt Lghts to 2/2/26	72853	02/17/26	32.43
	Com Ed	0008	Phsnt Dr Sled Elect to 2/2/26	72853	02/17/26	118.14
	Com Ed	0008	Sunset Prk Elec to 2/3/26	72853	02/17/26	57.84
	Com Ed	0008	Prk Mdw elec to 2/2/26	72853	02/17/26	74.56
	Com Ed	0008	Park Mdws Restrnm to 2/2/26	72853	02/17/26	292.36
	Com Ed	0008	Owl Dr Str Lights	72828	02/10/26	73.83
	Com Ed	0008	Icenogle Elect through 1/22/26	72828	02/10/26	106.93
	Com Ed	0008	Phsnt Dr Street Lights	72828	02/10/26	45.86
	City of Rolling Meadows	0020	Cardinal Dr Park	15819	02/10/26	11.00
	City of Rolling Meadows	0020	Kimball Hill Park	15819	02/10/26	44.00
	City of Rolling Meadows	0020	Florey Park	15819	02/10/26	11.00
	City of Rolling Meadows	0020	Waverly Park	15819	02/10/26	11.00
	City of Rolling Meadows	0020	Park Central	15819	02/10/26	449.10
	City of Rolling Meadows	0020	Sunset Park	15819	02/10/26	57.70
	City of Rolling Meadows	0020	Creekside Park	15819	02/10/26	19.58
	City of Rolling Meadows	0020	Countryside Park	15819	02/10/26	17.85
	City of Rolling Meadows	0020	Dupont/Icenogle	15819	02/10/26	6.85
	Verizon Wireless	0846	Wireless phones:	15838	02/10/26	668.37
			ACCOUNT TOTAL:			4,609.62
01-02-6216	Joint Maintenance Bldg Expense					
	City of Rolling Meadows	0020	Janitorial Svs. share Berdnick	15840	02/24/26	3,990.00
	City of Rolling Meadows	0020	Operating costs share Berdnick	15840	02/24/26	2,709.89
			ACCOUNT TOTAL:			6,699.89
01-02-6221	Turf Maintenance Supplies					
	Arlington Power Equipment	0086	Cutter Bar/Spline Screws	72858	02/18/26	3.98
			ACCOUNT TOTAL:			3.98
01-02-6222	Repairs Maintenance Supplies					
	Berlands House of Tools	0375	Socket Supplies/Trigger Gun	72860	02/18/26	95.94
			ACCOUNT TOTAL:			95.94
01-02-6223	General Maintenance Supplies					
	Mutual Ace Palatine	1023	Taping Knife/Spackl	72842	02/10/26	28.97
	Batteries Plus Bulbs #490	1167	Generator Battery	72824	02/10/26	34.95
			ACCOUNT TOTAL:			63.92
01-02-6224	Contracted Maintenance Svcs					

GENERAL CORPORATE FUND
 ACTIVITY FROM 02/01/2026 TO 02/28/2026

ACCOUNT #	ACCOUNT DESCRIPTION VENDOR NAME	VENDOR #	TRANSACTION DESCRIPTION	CHECK #	CHECK DATE	ITEM AMOUNT
01-02-6224	Contracted Maintenance Svcs					
	LRS Holdings LLC	0047	Bulk waste disposal	72839	02/10/26	190.08
	LRS Holdings LLC	0047	Bulk waste disposal	72839	02/10/26	84.95
	KD Iron Works Co	0451	CD: Park and Pickleball Gate	15827	02/10/26	255.00
	KD Iron Works Co	0451	Single Post Replacement	15827	02/10/26	1,800.00

			ACCOUNT TOTAL:			2,330.03
01-02-6418	Uniforms - Parks					
	Dirvin, Daniel	1786	Clothing Allowance	72862	02/18/26	158.97
	Lill, Nick	1787	Clothing/Shoe Allowance	72869	02/18/26	45.28
	Addison Building Materials	0002	Insulated Jacket	72822	02/10/26	127.79

			ACCOUNT TOTAL:			332.04
01-02-6640	Memberships & Licenses					
	James Drive Safety Lane LLC	1218	Vehicle insp: 2	72866	02/18/26	41.00
	James Drive Safety Lane LLC	1218	Vehicle insp: 2	72836	02/10/26	82.00

			ACCOUNT TOTAL:			123.00

			GENERAL CORPORATE FUND			50,144.44
						=====

RECREATION FUND
 ACTIVITY FROM 02/01/2026 TO 02/28/2026

ACCOUNT #	ACCOUNT DESCRIPTION VENDOR NAME	VENDOR #	TRANSACTION DESCRIPTION	CHECK #	CHECK DATE	ITEM AMOUNT
02-01-6311	Office Supplies Quill Corporation	0813	Assrtd office supplies:	72850	02/10/26	224.32
			ACCOUNT TOTAL:			224.32
02-01-6312	Utilities-RAM					
	Nicor Gas	0885	Gas: PGP	15847	02/24/26	351.46
	Nicor Gas	0885	Gas: NSC 20%	15847	02/24/26	246.00
	Nicor Gas	0885	Gas: CC	15847	02/24/26	634.63
	Constellation New Energy	0889	CC	15842	02/24/26	1,315.11
	Constellation New Energy	0889	NSC	15842	02/24/26	564.02
	Constellation New Energy	0889	PGP	15842	02/24/26	438.93
	COMCAST	1582	CC Fiber Voice VOIP	15841	02/24/26	1,080.00
	COMCAST	1582	CC VOIP	15841	02/24/26	723.14
	COMCAST	1582	PC VOIP	15841	02/24/26	227.48
	COMCAST	1582	PGP VOIP	15841	02/24/26	99.71
	City of Rolling Meadows	0020	Pheasant Dr-CC	15819	02/10/26	1,046.60
	City of Rolling Meadows	0020	CC Ballfield	15819	02/10/26	78.21
	City of Rolling Meadows	0020	NSC	15819	02/10/26	1,602.13
	City of Rolling Meadows	0020	NSC Swim	15819	02/10/26	78.21
	City of Rolling Meadows	0020	NSC Tot Pool	15819	02/10/26	44.00
	City of Rolling Meadows	0020	NSC Ballfield	15819	02/10/26	78.21
	City of Rolling Meadows	0020	PGP	15819	02/10/26	411.76
	Verizon Wireless	0846	Wireless phones:	15838	02/10/26	972.57
	Nicor Gas	0885	Gas: 5041 Dupont	72844	02/10/26	265.91
	Quattrocchi, Tiffany	1784	Cell Phone Reimb: 9/24-1/26	72849	02/10/26	425.00
			ACCOUNT TOTAL:			10,683.08
02-01-6316	Insurance & Employee Benefits Park Dist Risk Management	0028	Health premiums	15831	02/10/26	34,564.89
			ACCOUNT TOTAL:			34,564.89
02-01-6321	Recreation Maint. Supplies					
	Grainger	0064	Diaphragm Assembly Supplies	72865	02/18/26	238.35
	Grainger	0064	Fastback Knife	72835	02/10/26	20.00
			ACCOUNT TOTAL:			258.35
02-01-6322	Contracted Recreation Maint Groot Inc	0043	Garbage/Recycling CC	15824	02/10/26	444.79

RECREATION FUND
 ACTIVITY FROM 02/01/2026 TO 02/28/2026

ACCOUNT #	ACCOUNT DESCRIPTION VENDOR NAME	VENDOR #	TRANSACTION DESCRIPTION	CHECK #	CHECK DATE	ITEM AMOUNT
02-01-6322	Contracted Recreation Maint					
	Groot Inc	0043	Garbage/Recycling PG	15824	02/10/26	345.20
	Aerex Pest Control	0082	Pest service	72823	02/10/26	207.00
	Direct Fitness Solutions LLC	0329	FC: Equipment repairs	72833	02/10/26	432.92
	Direct Fitness Solutions LLC	0329	FC Equipment Fix	72833	02/10/26	269.99
	Door Systems	1433	CC: Front Door Maintenance	72834	02/10/26	545.99
			ACCOUNT TOTAL:			2,245.89
02-01-6324	Recreation Maint Equipment					
	Home Depot	0105	Refrigerator	15825	02/10/26	1,349.01
			ACCOUNT TOTAL:			1,349.01
02-02-6331	Pilates Prog Contractual-Admin					
	Sarah Enzenbacher	1533	Admin Time	15821	02/10/26	200.00
	Janet Beata	1591	Pilates: Admin Time	72825	02/10/26	50.00
			ACCOUNT TOTAL:			250.00
02-02-6333	Pilates Programs Contractual					
	Sarah Enzenbacher	1533	January Classes	15821	02/10/26	1,450.00
	Janet Beata	1591	Pilates:January 2026 classes	72825	02/10/26	395.00
			ACCOUNT TOTAL:			1,845.00
02-02-6346	General - Officials & Referees					
	Sperille LLC	T0002305	January Ref Fees	15848	02/24/26	1,407.00
			ACCOUNT TOTAL:			1,407.00
02-02-6351	General - Athletic Supplies					
	Premium Plus Promotional	1448	Wrestling Progm T-Shirts 25-26	72847	02/10/26	550.00
			ACCOUNT TOTAL:			550.00
02-02-6363	Adult General Contractual					
	MAST Jay Reed	1757	Dog Ob/Therapy Training Winter	15828	02/10/26	2,600.00
			ACCOUNT TOTAL:			2,600.00
02-02-6418	Gymnastic Program Supplies					
	Axelson McClelland, Betty	1789	Judge for Gymanstics Mock Meet	72859	02/18/26	114.60

RECREATION FUND
 ACTIVITY FROM 02/01/2026 TO 02/28/2026

ACCOUNT #	ACCOUNT DESCRIPTION VENDOR NAME	VENDOR #	TRANSACTION DESCRIPTION	CHECK #	CHECK DATE	ITEM AMOUNT
02-02-6418	Gymnastic Program Supplies Ultimate Gymnastics of Gurnee	T0001321	Xcel Bronze State Meet Fee	15837	02/10/26	1,955.00
			ACCOUNT TOTAL:			2,069.60
02-02-6443	Youth Programs Contractual Computer Explorers	T0001332	Cont. Classes: Robot Academy	72831	02/10/26	630.00
			ACCOUNT TOTAL:			630.00
02-02-6462	Special Events Charge-Contract Aaron Entertainment	1509	Mother/Son Night Entertainment	72855	02/18/26	395.00
			ACCOUNT TOTAL:			395.00
02-02-6480	Recreation Equipment Uline	1243	Office Dsks-Fitness/Gymnastics	15836	02/10/26	2,021.27
			ACCOUNT TOTAL:			2,021.27
02-04-6630	Aquatics Management Fee Chicagoland Pool Management Chicagoland Pool Management	1483 1483	Down Payment:2026 PM Contract Feb: 1st payment PM Contract	15839 15839	02/24/26 02/24/26	2,243.57 20,192.13
			ACCOUNT TOTAL:			22,435.70
02-05-6512	Operational Supplies					
	Menards	0271	Duct Tape/Adhesive	72870	02/18/26	102.21
	Menards	0271	Fiberglass/Liquid Nails	72870	02/18/26	473.32
	Menards	0271	Mortar/Sealer/Trowels	72870	02/18/26	202.75
	Menards	0271	Accucolor Caulk Sanded (3)	72870	02/18/26	25.41
	Menards	0271	Wall Plate/OutletBox/Wire Kit	72870	02/18/26	35.14
	Menards	0271	CableBox/Coffee/Splitters/Bin	72870	02/18/26	157.73
	JC Licht, LLC	0598	Paint/Repose Gray	72867	02/18/26	321.46
	McMaster-Carr Supply Co	0066	DrillingScrews/Drop Ceiling Di	72841	02/10/26	126.10
	Matts' Ace Hardware fka Sherwi	0160	Cleanr Simple Green Gallon	72840	02/10/26	13.99
	Becker Arena Products Inc	0259	Caster Wheel & Hardware	72826	02/10/26	140.42
	Menards	0271	WM: Sofa/LoveSeat	15829	02/10/26	1,149.98
	Menards	0271	Silicone/Insulated Flex Duct	15829	02/10/26	105.48
	Berlands House of Tools	0375	Golf Simulator Supplies	15817	02/10/26	732.97
	Berlands House of Tools	0375	Fuel Cut off Tool, Spring Clamp	15817	02/10/26	291.15
	JC Licht, LLC	0598	Floor Surface Protector	15826	02/10/26	79.19
	JC Licht, LLC	0598	Paint: Hale Navy/Repose Gray	15826	02/10/26	452.82

RECREATION FUND
 ACTIVITY FROM 02/01/2026 TO 02/28/2026

ACCOUNT #	ACCOUNT DESCRIPTION VENDOR NAME	VENDOR #	TRANSACTION DESCRIPTION	CHECK #	CHECK DATE	ITEM AMOUNT
02-05-6512	Operational Supplies					
	JC Licht, LLC	0598	2-Floor Surface Protector	15826	02/10/26	158.38
	JC Licht, LLC	0598	Paint/Covers/Brush	15826	02/10/26	418.57
	Commercial Specialties Inc	1170	Urinal Screen/Hardware	72830	02/10/26	431.00
			ACCOUNT TOTAL:			5,418.07
02-05-6514	Utilities-Ice Arenas					
	Nicor Gas	0885	Gas: NSC 80%	15847	02/24/26	984.00
	Constellation New Energy	0889	NSC	15842	02/24/26	2,256.09
	Constellation New Energy	0889	WM	15842	02/24/26	3,391.06
	COMCAST	1582	NSC Fiber Voice VOIP	15841	02/24/26	1,080.00
	COMCAST	1582	WM Fiber Voice VOIP	15841	02/24/26	1,080.00
	COMCAST	1582	NSC VOIP	15841	02/24/26	227.48
	COMCAST	1582	WM VOIP	15841	02/24/26	227.48
	Amerigas-Palatine	0061	Propane: WM	72856	02/18/26	114.85
	Amerigas-Palatine	0061	Propane: NSC	72856	02/18/26	157.98
	Amerigas-Palatine	0061	Propane: NSC	72856	02/18/26	116.16
	Amerigas-Palatine	0061	Propane: WM	72856	02/18/26	94.84
	City of Rolling Meadows	0020	WM	15819	02/10/26	2,983.06
	Amerigas-Palatine	0061	Propane WM	15816	02/10/26	160.14
	Amerigas-Palatine	0061	Propane NSC	15816	02/10/26	157.82
	Amerigas-Palatine	0061	Propane NSC	15816	02/10/26	127.69
	Amerigas-Palatine	0061	Propane WM	15816	02/10/26	158.24
	Amerigas-Palatine	0061	Propane WM	15816	02/10/26	222.41
	Amerigas-Palatine	0061	Propane NSC	15816	02/10/26	235.63
	Verizon Wireless	0846	Wireless phones:	15838	02/10/26	130.96
			ACCOUNT TOTAL:			13,905.89
02-05-6515	Conferences, Education & Travel					
	Robert Veller	0025	IPRA Travel-Uber/Train	72851	02/10/26	21.47
			ACCOUNT TOTAL:			21.47
02-05-6520	Hockey/Skating Contractual Ser					
	Mid Coast Hockey Officials LLC	1748	RMAHL Referees 1/26	15830	02/10/26	4,181.00
	Mid Coast Hockey Officials LLC	1748	Renegades Referees 1/26	15830	02/10/26	1,754.00
	Adam Johnson	1762	Goalie Clinic: Dec.4	72837	02/10/26	100.00
			ACCOUNT TOTAL:			6,035.00
02-05-6522	Contracted Maintenance Svcs					

RECREATION FUND
 ACTIVITY FROM 02/01/2026 TO 02/28/2026

ACCOUNT #	ACCOUNT DESCRIPTION VENDOR NAME	VENDOR #	TRANSACTION DESCRIPTION	CHECK #	CHECK DATE	ITEM AMOUNT
02-05-6522	Contracted Maintenance Svcs					
	United Rentals (North America)	0537	Scissor Lift 19' Electric	15851	02/24/26	1,018.61
	General Mechanical Services	0541	WM: Rebuild Compressor	15844	02/24/26	10,410.00
	General Mechanical Services	0541	WM:11/5 Service	15844	02/24/26	3,715.51
	Contech Fire Alarm Company	1791	WM: Relocate Sprinkler Heads	15843	02/24/26	2,750.00
	G&I Electric Co	0602	WM:Golf Sim Room	72864	02/18/26	330.00
	Groot Inc	0043	Garbage/Recycling NSC	15824	02/10/26	475.79
	Groot Inc	0043	Garbage/Recycling WM	15824	02/10/26	508.29
	Jorson & Carlson Co Inc	0065	Ice blades clean/sharpen	72838	02/10/26	83.80
	Jorson & Carlson Co Inc	0065	Ice blades clean/sharpen	72838	02/10/26	142.60
	Aerex Pest Control	0082	Pest service	72823	02/10/26	207.00
	G&I Electric Co	0602	Maintenance: WM/PC	15823	02/10/26	2,700.00
	A-Express/Rogner's Towing	0754	Tow: Zamboni	15820	02/10/26	519.75
	A-Express/Rogner's Towing	0754	Tow: 2 Zambonies	15820	02/10/26	594.00
	Phonetics, Inc dba Sensaphone	1491	Sub Renewal Sentinel Ethernet	72846	02/10/26	83.40
			ACCOUNT TOTAL:			23,538.75
02-05-6541	Program Supplies - Youth Proforma	1614	Holiday Apparel Store	72848	02/10/26	42.53
			ACCOUNT TOTAL:			42.53
02-07-7221	School Day Out - contractual Thrown Elements Pottery	1790	SDO trip	72854	02/16/26	682.00
			ACCOUNT TOTAL:			682.00
02-07-7230	REC Contractual Services					
	Comm Consol Schl District 15	0506	Rec Prog:2nd Quart.Oct-Dec25	15818	02/10/26	8,264.25
	Comm Consol Schl District 15	0506	REC Prog:4th Quar April-June25	15818	02/10/26	8,109.00
			ACCOUNT TOTAL:			16,373.25
			RECREATION FUND			149,546.07

INSURANCE FUND
 ACTIVITY FROM 02/01/2026 TO 02/28/2026

ACCOUNT #	ACCOUNT DESCRIPTION VENDOR NAME	VENDOR #	TRANSACTION DESCRIPTION	CHECK #	CHECK DATE	ITEM AMOUNT
05-00-6315	Insur-Emp Physicals/Drug Test Northwest Community Hospital	0172	2026 Consortium Membership	72845	02/10/26	100.00
			ACCOUNT TOTAL:			100.00
05-00-6410	Insur-Supplies & Commodities Batteries Plus Bulbs #490	1167	Emerg.Exit Sign Batteries	72824	02/10/26	219.00
			ACCOUNT TOTAL:			219.00
			INSURANCE FUND			319.00

AUDIT FUND
ACTIVITY FROM 02/01/2026 TO 02/28/2026

ACCOUNT #	ACCOUNT DESCRIPTION VENDOR NAME	VENDOR #	TRANSACTION DESCRIPTION	CHECK #	CHECK DATE	ITEM AMOUNT
06-00-6317	Audit Expenses Sikich CPA LLC	0869	Through 1/31/26	15833	02/10/26	4,000.00

				ACCOUNT TOTAL:		4,000.00

				AUDIT FUND		4,000.00
						=====

CAPITAL PROJECTS FUND
 ACTIVITY FROM 02/01/2026 TO 02/28/2026

ACCOUNT #	ACCOUNT DESCRIPTION VENDOR NAME	VENDOR #	TRANSACTION DESCRIPTION	CHECK #	CHECK DATE	ITEM AMOUNT
15-00-6310	Professional Services WT Group AEC LLC	0987	CC SWAPPP Inspections	72852	02/10/26	350.00
			ACCOUNT TOTAL:			350.00
15-00-6530	Improvements & Renov-RAM City of Rolling Meadows	0020	Capital Share Berdnick	15840	02/24/26	565.51
	General Mechanical Services	0541	PC: Board Room RTU	15844	02/24/26	16,635.00
	Trevino Flooring	1779	WM: Flooring/Golf Simulator Sp	15835	02/10/26	6,647.00
	FlyLock Security Solutions	1785	WM Golf Sim Door Keypad	15822	02/10/26	2,089.50
			ACCOUNT TOTAL:			25,937.01
15-00-6540	Recreation & Maint Equipment Uline	1243	Tables/Chairs	15850	02/24/26	3,967.43
			ACCOUNT TOTAL:			3,967.43
15-00-6541	Recreation Equipment TrackMan Inc	1776	Remaining 50%Depos 2 Golf Simu	15849	02/24/26	59,565.25
			ACCOUNT TOTAL:			59,565.25
15-00-6550	Vehicles / Trucks Morrow Brothers Ford	1777	2026 New Ford	15846	02/24/26	58,288.00
			ACCOUNT TOTAL:			58,288.00
			CAPITAL PROJECTS FUND			148,107.69

FINAL TOTALS
ACTIVITY FROM 02/01/2026 TO 02/28/2026

GENERAL CORPORATE FUND	50,144.44
RECREATION FUND	149,546.07
INSURANCE FUND	319.00
AUDIT FUND	4,000.00
CAPITAL PROJECTS FUND	148,107.69

GRAND TOTAL	352,117.20
	=====

**ROLLING MEADOWS PARK DISTRICT
FINANCIAL SUMMARY FEBRUARY 2026**

PAYROLL ACCOUNT

Balance in Payroll Account as of 01/31/2026	\$ 0.00
Plus: Transfer from BMO Harris Money Market Plus Investment Account	\$ 281,389.89
Sub-total	<u>281,389.89</u>
Less: Payroll Disbursements	<u>(281,389.89)</u>
Balance in Payroll Account as of 02/28/2026	\$ 0.00

ADMINISTRATIVE ACCOUNT

Balance in Administrative Account as of 01/31/2026	\$ 25,000.00
Plus: Reimbursement from Money Market Plus Investment Account for January 2026 Checks written	21,517.96
Plus: Transfer from BMO Harris Money Market Plus Investment Account	<u>-</u>
Sub-total	<u>46,517.96</u>
Less: February 2026 Checks written	(14,508.44)
Less: Transfer to BMO Harris Money Market Plus Investment Account	<u>(7,009.52)</u>
Balance in Administrative Account as of 02/28/2026	\$ 25,000.00

GENERAL FUND ACCOUNT

Balance in General Fund Account as of 01/31/2026	\$ 1,028,979.46
Plus: Deposits - Programs	566,333.29
Plus: Property Tax Receipts	386,475.03
Plus: 2026 General Obligation Bond Proceeds	0.00
Plus: Transfer from IPDLAF+ Account	0.00
Plus: February 2026 Bank Interest (General Account)	163.13
TOTAL RECEIPTS	<u>952,971.45</u>
Less: General Fund Checks written	(337,608.76)
Less: PreAuthorized ACH Payments	(41,225.52)
Less: IMRF Contribution	(27,775.53)
Less: Reimbursement / Transfer to Administrative Account	(21,517.96)
Less: Transfers to IPDLAF+ Account	(1,000,000.00)
Payroll Taxes - Federal & State	(75,511.54)
Checks & Direct Deposits	<u>(205,878.35)</u>
Less: Total Transfers to Payroll Account	(281,389.89)
Less: Bank Charges/NSF Checks (General Account)	<u>(156.24)</u>
TOTAL DISBURSEMENTS	<u>(1,709,673.90)</u>
Balance in General Fund Account as of 02/28/2026	\$ 272,277.01

ROLLING MEADOWS PARK DISTRICT INVESTMENT SUMMARY

BMO Harris Bank - Prime Money Market Plus - MM+

Month	Fiscal Year 2025/2026	Annual Yield	Fiscal Year 2024/2025	Fiscal Year 2023/2024	Fiscal Year 2022/2023	Fiscal Year 2021/2022
May	\$ 30,489	1.272%	\$ 390,580	\$ 778,248	\$ 1,933,114	\$ 2,884,197
June	\$ 30,514	1.272%	\$ 390,899	678,982	1,468,864	2,682,734
July	\$ 30,539	1.272%	\$ 391,229	569,601	1,205,977	2,360,666
August	\$ 30,565	1.272%	\$ 304,523	437,160	965,108	2,147,219
September	\$ 30,590	1.272%	\$ 304,772	737,680	1,930,494	2,236,421
October	\$ 30,616	1.272%	\$ 305,029	703,359	1,588,584	4,036,687
November	\$ 30,641	1.272%	\$ 305,278	1,153,840	1,009,704	2,936,880
December	\$ 30,667	1.272%	\$ 305,535	469,539	1,533,701	2,566,490
January	\$ 30,693	1.000%	\$ 305,794	429,991	1,435,753	2,372,679
February	\$ 30,717	1.000%	\$ 306,027	615,420	1,039,602	1,658,951
March			\$ 30,438	437,907	1,140,450	3,359,155
April			\$ 30,463	390,250	1,041,461	3,162,333
Earnings	\$ 254		\$ 3,016	\$ 6,851	\$ 11,396	\$ 2,995

Evergreen Bank Group - Cornerstone Money Market

Month	Fiscal Year 2025/2026	Annual Yield	Fiscal Year 2024/2025	Fiscal Year 2023/2024	Fiscal Year 2022/2023	Fiscal Year 2021/2022
May	\$ -		\$ 2,711	\$ 506,169	\$ 3,437,191	\$ 3,380,400
June	\$ -		\$ 2,713	506,585	2,937,851	3,380,956
July	\$ -		\$ 2,716	507,016	2,438,521	3,381,530
August	\$ -		\$ 2,718	107,172	2,239,538	3,382,105
September	\$ -		\$ 2,720	107,260	2,240,643	3,382,661
October	\$ -		\$ 2,722	107,351	1,004,079	3,383,235
November	\$ -		\$ 2,725	107,440	1,004,575	3,383,792
December	\$ -		\$ 2,727	107,531	504,832	3,384,366
January	\$ -		\$ 2,729	107,622	505,089	3,384,941
February	\$ -		\$ 2,726	2,704	505,324	3,385,455
March			\$ -	2,707	505,579	3,436,042
April			\$ -	2,709	505,828	3,436,607
Earnings	\$ -		\$ 20	\$ 1,880	\$ 6,841	\$ 6,781

IL Park District Liquid Asset Fund (IPDLAF+)

Month	Fiscal Year 2025/2026	Annual Yield	Fiscal Year 2024/2025	Fiscal Year 2023/2024	Fiscal Year 2022/2023	Fiscal Year 2021/2022
May	\$ 14,304,286	4.13%	\$ 12,632,971	\$ 9,227,588	\$ 3,724,456	\$ 1,954,023
June	\$ 13,687,492	4.11%	\$ 12,334,032	9,127,055	4,161,865	2,062,023
July	\$ 13,186,923	4.13%	\$ 12,531,662	8,959,731	4,219,630	1,694,312
August	\$ 12,210,830	4.13%	\$ 14,059,051	9,219,756	3,369,548	1,736,682
September	\$ 11,951,053	3.98%	\$ 13,880,516	8,978,351	3,061,754	1,884,783
October	\$ 10,091,777	3.99%	\$ 12,418,959	7,367,111	3,760,416	2,036,463
November	\$ 9,827,299	3.81%	\$ 12,027,096	7,510,245	3,921,577	1,974,064
December	\$ 10,259,636	3.68%	\$ 11,984,994	9,529,298	4,668,919	1,938,601
January	\$ 10,440,460	3.55%	\$ 11,780,298	9,518,719	5,929,234	1,908,246
February	\$ 11,475,080	3.52%	\$ 13,930,441	9,696,355	6,191,541	2,117,388
March			\$ 15,466,789	13,146,115	7,696,236	2,589,730
April			\$ 15,206,158	13,020,339	9,429,931	2,562,130
Earnings	\$ 392,673		\$ 609,020	\$ 495,632	\$ 160,132	\$ 753

Total Portfolio - February 28, 2026	\$ 11,505,797
--	----------------------

**A RESOLUTION PERTAINING TO THE
APPROVAL OF BILLS CHARGED TO THE
PAYROLL ACCOUNT**

BE IT RESOLVED BY THE BOARD OF PARK COMMISSIONERS OF THE ROLLING MEADOWS PARK DISTRICT, COOK COUNTY, ILLINOIS that payroll checks 126290 up to and including 126301 and direct deposit checks 142716 up to and including 143030, issued in the month of February 2026, for a combined total of \$205,878.35 and drawn on account 0900600547 be approved for payment.

Presented the 10th day of March, 2026

AYES:
NAYES:
ABSENT:

Approved the 10th day of March, 2026

President, Board of Park Commissioners

ATTEST:

Secretary, Board of Park Commissioners

**A RESOLUTION PERTAINING TO THE
APPROVAL OF BILLS CHARGED TO THE
ADMINISTRATIVE FUND**

BE IT RESOLVED BY THE BOARD OF PARK COMMISSIONERS OF THE ROLLING MEADOWS PARK DISTRICT, COOK COUNTY, ILLINOIS that checks 72822 up to and including 72872 in the amount of \$14,508.44 be approved for payment.

Presented the 10th day of March, 2026

AYES:
NAYES:
ABSENT:

Presented the 10th day of March, 2026

President, Board of Park Commissioners

ATTEST:

Secretary, Board of Park Commissioners

**A RESOLUTION PERTAINING TO THE
REIMBURSEMENT OF THE
ADMINISTRATIVE FUND**

BE IT RESOLVED BY THE BOARD OF PARK COMMISSIONERS OF THE ROLLING MEADOWS PARK DISTRICT, COOK COUNTY, ILLINOIS that the Administrative Fund be reimbursed in the amount of \$14,508.44 to bring the account to \$175,000.00 as set per resolution.

Presented the 10th day of March, 2026

AYES:
NAYES:
ABSENT:

Presented the 10th day of March, 2026

President, Board of Park Commissioners

ATTEST:

Secretary, Board of Park Commissioners

General Fund Detail				3/10/2026
CHECK #	PAYEE	Description	GL Account #	Amount
15852	City of Rolling Meadows	Water/Sewer; Excavator, Pool	02-04-6614	\$20,479.08
15853	PDRMA	Health Insurance	02-01-6316	\$54,690.22
15854	Groot	Garbage/Recycling	02-05-6522	\$2,278.43
15855	Warehouse Direct	Custodial Supplies; Mats; Vacuum	02-01-6321	\$6,545.00
15856	Menards	WM Golf Simulator Supplies	02-05-6512	\$1,281.66
15857	Chapman & Cutler	Bond Counsel	15-00-6690	\$6,000.00
15858	General Mechanical Services	WM Dehumidifier;PC Board Room	15-00-6530	\$251,262.98
15859	Master Hitch	Flatbed Trailer	01-02-6212	\$1,410.37
15860	Olsen Tuckpointing	WM Tuckpointing	02-05-6522	\$8,785.00
15861	Collins Plumbing	WM Sump Pump	02-01-6322	\$1,180.00
15862	Lowe's	Supplies	02-05-6512	\$1,022.22
15863	Verizon Wireless	Phone Bills	02-01-6312	\$1,772.33
15864	NICOR	Natural Gas	02-05-6514	\$1,542.12
15865	Constellation	Natural Gas	02-05-6514	\$8,770.00
15866	Bridgeport Partners	Bond Advisor	15-00-6690	\$6,000.00
15867	Uline	Folding Tables	01-02-6240	\$2,878.91
15868	Premiums Plus	Meadows Madness TShirts	02-02-6353	\$1,610.50
15869	Sterling Network Integration	IT Services	01-01-6012	\$5,033.80
15870	PlanSource	Retirees' Health Insurance	01-01-1215	\$1,160.09
15871	Riddell	Football Pads	02-02-6354	\$1,569.95
15872	Sarah Enzenbacher	Pilates Instruction	02-02-6333	\$2,060.00
15873	Flylock	WM Simulator Door Locks	15-00-6530	\$2,089.50
15874	Rvi Planning & Landscaping	CC Park Professional Services	15-00-6310	\$3,888.91
15875	Mid-Coast Hockey Officials	Referees for Adults/Youth	15-00-6310	\$6,121.00
			Totals:	\$399,432.07

**A RESOLUTION PERTAINING TO THE APPROVAL OF BILLS
CHARGED TO THE GENERAL CORPORATE FUND**

BE IT RESOLVED BY THE BOARD OF PARK COMMISSIONERS OF THE ROLLING MEADOWS PARK DISTRICT, COOK COUNTY, ILLINOIS, that the following disbursements to the General Corporate Fund be approved for payment:

CHECK #	PAYEE	AMOUNT
15852	City of Rolling Meadows	\$20,479.08
15853	PDRMA	\$54,690.22
15854	Groot	\$2,278.43
15855	Warehouse Direct	\$6,545.00
15856	Menards	\$1,281.66
15857	Chapman & Cutler	\$6,000.00
15858	General Mechanical Services	\$251,262.98
15859	Master Hitch	\$1,410.37
15860	Olsen Tuckpointing	\$8,785.00
15861	Collins Plumbing	\$1,180.00
15862	Lowe's	\$1,022.22
15863	Verizon Wireless	\$1,772.33
15864	NICOR	\$1,542.12
15865	Constellation	\$8,770.00
15866	Bridgeport Partners	\$6,000.00
15867	Uline	\$2,878.91
15868	Premiums Plus	\$1,610.50
15869	Sterling Network Integration	\$5,033.80
15870	PlanSource	\$1,160.09
15871	Riddell	\$1,569.95
15872	Sarah Enzenbacher	\$2,060.00
15873	Flylock	\$2,089.50
15874	Rvi Planning & Landscaping	\$3,888.91
15875	Mid-Coast Hockey Officials	\$6,121.00
	Total General fund Checks for March 10th, 2026	\$399,432.07


Presented the 10th day of March, 2026

Approved the 10th day of March, 2026

AYES:
NAYS:
ABSENT:

President, Board of Park Commissioners

ATTEST: _____
Secretary, Board of Park Commissioners



BOARD MEMORANDUM

March 10, 2026 - Board Meeting Agenda Item

To: Board of Commissioners
From: Nick Troy, Executive Director
Re: FY2025-2026 Capital Project Updates

Background/Analysis

The District has successfully completed several capital and facility improvements this year that enhance safety, accessibility, and overall user experience across multiple sites. Although there are still projects to be completed, staff wanted to share an update.

Park Improvements

The OSRAD **Community Center Park** project (\$1,434,522 total project cost / \$1,300,000 grant award) was completed in September. The District is currently awaiting reimbursement of the second half of the grant funds from the State. The project exceeded the original budget primarily due to delays associated with an extended permitting process, which postponed the construction start date and increased overall costs. Some of these funds can still be submitted to the ADA fund as well.

Park District and City staff have identified sections along Salt Creek where **Riprap** (\$25,000) is needed. This work is budgeted to coincide with when the City of Rolling Meadows undertakes the larger project.

Installation of **Mileage markers and informational kiosks** (\$15,000) remains planned to enhance the park experience and promote wellness. These improvements are still scheduled for completion; however, a final product and installation timeline has yet to be determined.

The **Kimball Hill Park Entrance Pathway** (\$25,000/\$100,000) project, which provides access to the restrooms and pavilion, was completed in September, improving both safety and first impressions for visitors. The remaining amount will be used for other pathway improvements. The **Kimball Hill Restroom Roof** (\$12,250/\$12,000), was also completed.

Outdoor Batting Cages (\$10,000) continue to be a desired amenity. Funding originally allocated for this project has been reallocated to varsity field renovations for this year. That project will either start soon, or wait till fall. The batting cages will instead be requested as part of the 2026 OSRAD grant application.

Facility Improvements

The District's ADA Transition Plan (\$21,000/\$22,500) update has been completed and presented. Staff will now develop a phased implementation timeline to address identified priorities and ensure continued compliance with accessibility standards and Accreditation requirements.

At the Community Center, new **Gym Air Conditioning** (\$149,500/\$149,500) has been installed to improve comfort and year-round usability, and the **Preschool Flooring** (\$47,315/\$52,000) replacement was completed over winter break, finalizing the planned flooring upgrades in that area.

At Park Central, the **Roof Replacement** (\$575,000/\$575,000) has been completed and full reimbursement for fifty percent of the project has been given by NWSRA. **Concrete and Curb** (\$50,000) repairs around the exterior of the facility are scheduled with a projected start date of mid-April, pending finalization of an intergovernmental agreement with the City. ADA funds will also be used for the final cost. Additionally, a new **HVAC unit** (\$24,935/35,000) was installed in the board room to improve comfort and efficiency.

West Meadows Ice Arena continues to receive several targeted infrastructure upgrades to improve facility performance, safety, and overall user experience. Replacement of the Dehumidification System (\$715,000) is scheduled for March to enhance air quality, energy efficiency, and operational reliability. The Fire Alarm Panel Replacement (\$66,819/\$45,000) will also occur in March to address ongoing reliability concerns and ensure consistent life-safety performance. While a panel-only replacement was initially considered, a subsequent code review determined that additional system upgrades are required to bring the facility into compliance with current fire and life safety codes. As a result, these necessary improvements have led to additional expenses that were not originally budgeted.

The new Sound System (\$20,308/\$20,000) has been completed, providing improved audio quality for programs and events. Staff are continuing work on updated Renegades logo signage and exterior lettering (\$20,000), with anticipated completion in the next fiscal year to strengthen the facility's visual identity. In addition, all non-brick **Exterior surfaces of the facility were repainted** (\$27,000/\$25,000), refreshing and modernizing the building's overall appearance while supporting ongoing preventative maintenance efforts.

Not originally budgeted, The Bays at West Meadows, a new golf simulator room, will be completed by mid-March, expanding year-round recreation opportunities.

Vehicle Replacements

The District took delivery of a new 2025 **Ford Truck F550** (\$108,810/\$130,000) to support Parks maintenance operations and improve reliability and efficiency in daily field work late in 2025.

Equipment Replacements/Repairs

The District received a used **Olympia** (\$49,000/\$50,000) ice resurfer for the Nelson Sports Complex, providing a cost-effective solution while maintaining operational needs. Staff will continue to monitor performance and plan for future replacement as necessary.

We took delivery of a new 2026 Ford F350 (\$65,000/\$68,000) from a FY2024-2025 capital list.


Parks staff also anticipate replacing a 30+ year-old John Deere **Tractor** (\$65,000) that is nearing the end of its useful life.

Reallocated Projects to carry over into FY2026-2027

The West Meadows interior rink slider doors will more than likely be reallocated toward the installation of scoreboards at both rinks. Staff have consulted with vendors, and the current configuration of the facility is not conducive to installing slider doors without a significant renovation.

Action and Motion Requested

For review only.



BOARD MEMORANDUM

March 10, 2026 - Board Meeting Agenda Item

To: Board of Commissioners
From: Nick Troy, Executive Director
Re: Updated Intergovernmental Agreement with District 15 for Use of School Property

Background/Analysis

For many years, the Rolling Meadows Park District and District 15 have partnered to provide services that benefit both agencies. This particular Intergovernmental Agreement (IGA) pertains to mowing services and shared facility use.

Under the agreement, the Park District will mow and maintain the grounds surrounding the schools in exchange for the ability to conduct Park District programming in the schools' gymnasium spaces. This partnership is especially important for the Park District, as we currently operate with only one gymnasium facility.

A new component of this agreement includes Park District staff conducting playground inspections for playgrounds located on school property. The agreement has been reviewed by legal counsel for both organizations, and it specifies that the Park District would not assume liability should an issue arise.

Staff have requested that agreements of this nature return to a longer-term duration rather than being limited to a one-year term.

This agreement is separate from our R.E.C. IGA with District 15.

Action and Motion Requested

Move to approve the updated 2025-2026 Intergovernmental License Agreement for Use of School District Property as presented.

**INTERGOVERNMENTAL LICENSE AGREEMENT
FOR USE OF SCHOOL DISTRICT PROPERTY**

This Intergovernmental License Agreement (“Agreement”) is entered into as of the date of the last party to sign below, by and between the Board of Education of Community Consolidated School District No. 15, Cook County, Illinois (“School District”), and the Rolling Meadows Park District (“Park District”). The School District and Park District are hereinafter sometimes referred to individually as a “Party,” and collectively as the “Parties.”

WHEREAS, the School District and the Park District desire to cooperate in expanding public recreational opportunities to the community by providing the Park District with priority access to use of the following schools (the “Schools”):

1. Central Road Elementary School
 (“CR”) 3800 Central Road
 Rolling Meadows, IL 60008-2554

2. Kimball Hill Elementary School
 (“KH”) 2905 Meadow Drive
 Rolling Meadows, IL 60008-1801

3. Willow Bend Elementary School
 (“WB”) 4700 Barker Avenue
 Rolling Meadows, IL 60008-3202

4. Carl Sandburg Middle School (“CSMS”)
 2600 Martin Lane
 Rolling Meadows, IL 60008-2722

5. Early Learning Center (“ELC”)
 2800 Central Road
 Rolling Meadows, IL 60008-2535

WHEREAS, the School District desires to grant the Park District a license for priority use of the Schools for operation of the Park District’s programs; and

WHEREAS, the School District and the Park District have the authority to enter into this Agreement pursuant to the *Intergovernmental Cooperation Act*, 5 ILCS 220/1 *et seq.*, and Article 7, Section 10 of the Constitution of the State of Illinois.

NOW, THEREFORE, in consideration of the mutual covenants contained herein, and other good and valuable consideration, the receipt and sufficiency of which is hereby acknowledged, the Parties agree as follows:

1. Use.

- a. The School District grants to the Park District the use of the Schools on mutually agreed upon dates and times. Park District shall submit a request for use by June 1 of each year of the Agreement.
- b. Such use shall be without charge if the School District's custodians are already assigned to said facilities as part of their normal work schedule. If the School District incurs any out-of-pocket expenses such as unscheduled overtime and any utility usage costs outside of the normal building usage hours, such costs shall be billed to the Park District. If the Park District schedules the school building for during any other times, fees approved by the Board of Education shall be charged. Use of the Schools by the School District or its parent organizations shall take priority over the Park District's use.
- b. Park District may only use the Schools in conjunction with its recreational programs. Park District represents that it will provide quality staff who have all the necessary training, licenses and certificates required to supervise and operate its programs.
- c. Park District shall comply with all applicable School District rules, and all applicable federal, state, county, and local laws, ordinances, rules, and regulations, including but not limited to: (i) student confidentiality laws such as the *Illinois School Student Records Act*, the *Illinois Mental Health and Developmental Disabilities Confidentiality Act*, and the federal *Family Educational Rights and Privacy Act*, and all rules and regulations governing the release of student records and medical records;

(ii) obtaining all necessary licenses and approvals to operate the Program; and
(iii) compliance with all health and safety protocols.
- d. The Park District shall be responsible for the cost of any repairs necessitated by acts or omissions of their own employees, agents or invitees. In the event of such damages or repairs, the Park District shall promptly report the issue to the School District and reimburse the School District for the full cost of repair, at the School District's option, ordinary wear and tear excepted. The Park District will not be permitted to make any alterations or improvements to the Schools without the explicit written permission of the School District.

2. Park District Responsibilities.

- a. *Mowing and Lawn Maintenance.* The Park District agrees to mow grounds at the Schools as outlined in Appendixes A and B hereto. Each fall, the Park District will perform top seeding of all fields at the Schools. The School District will be responsible for controlling traffic on these areas following top seeding. Each fall, the Park District will apply one application of herbicide to prevent growth of dandelions and other undesirable weeds at the Schools. Each spring,

the Park District will apply one application of fertilizer at the Schools. Prior to the application of any fertilizers or weed control treatments, the Park District will provide the School District with material data sheets. The Park District will give the School District an annual schedule of herbicide, fertilizer, and pesticide application and at least a two-week notice to School District prior to applications. Applications must occur outside of school hours.

- b. *Refuse.* The Park District will provide sufficient refuse containers during soccer and baseball season, and any other scheduled Park District programs on a regular basis and will dispose of all waste.
 - c. *Playground Inspection.* Notwithstanding any provision in any other agreement between the Parties, the Park District will provide a playground inspection, completed by a Certified Playground Inspector, for the playgrounds at the Schools, at least six times per year. Such inspections shall be conducted in accordance with the guidelines, best practices, and standards of the National Program for Playground Safety. It is mutually understood that the Park District does not by virtue of services rendered to the School District expressly or impliedly undertake to perform or assume any duty owed by the School District to any of the School District's employees, students, visitors or other third persons in respect to the safe/healthful maintenance and/or operation of the facilities/properties where the Park District's services are performed. The Park District makes no warranties of any kind, express, implied or statutory, including, but not limited to, warranties for merchantability and fitness for a particular purpose, as to its findings, recommendations, specifications, or advice except that they shall be prepared in accordance with the Park District's own practices.
 - d. *Standard of Care.* The Park District will provide the foregoing services in the same manner as it provides generally for its own park properties. If during the course of performing such services, the Park District observes any item needing repair or other maintenance/risk management consideration, it will promptly advise the School District. It is understood that School District is solely responsible for making or causing to be made any and all recommended repairs or adopting any maintenance/risk management recommendation made by Park District, the same being and remaining within the sole discretion of School District.
 - e. *Recommendations.* Without limiting but in addition to the foregoing provisions and those of Section 6 hereof, the Park District shall have no liability of any kind if the School District fails to follow any finding recommendation, specification or advice provided to School District pursuant to Section 2.c. above and School District will indemnify and hold Park District harmless for any claim of any nature arising therefrom.
3. Term and Termination. The term of this Agreement shall commence on September 1, 2025, and shall terminate on August 31, 2026 ("Initial Term"). The Parties may renew this Agreement for additional one-year terms (a "Renewal Term") by mutual written

agreement, including any revisions to the permitted use of the Schools. Either party may terminate this Agreement for cause, upon thirty (30) days written notice, provide the other party does not cure the breach during the thirty (30) day notice period. The School District may suspend the Park District's use of any portion of the Schools if necessary (as determined by the School District) in connection with any school improvement project, or to protect the health or safety of students or staff, or as needed for school purposes.

4. School District Property. Any property provided by the School District to the Park District for the operation of the Program, including any keys and school identification badges, must be signed out by the responsible Park District representatives and returned to the School District at the end of each school year or immediately upon request.
5. Third Party Beneficiaries. This Agreement is entered into solely for the benefit of the contracting Parties, and nothing in this Agreement is intended, either expressly or impliedly, to provide any right or benefit of any kind whatsoever to any person or entity who is not a party to this Agreement, or to acknowledge, establish or impose any legal duty to any third party.
6. Indemnification. The Park District shall indemnify, defend, and hold harmless the School District, its individual Board members, employees, and agents ("School District Indemnitees") from and against any and all claims, demands, actions, liabilities, damages, costs and expenses (including reasonable attorney's fees and court costs) arising from or in connection with the Park District's activities under this Agreement and any breach of this Agreement, except to the extent that said claims, demands, actions, liabilities, damages, costs and/or expenses have been caused by the negligent or intentional misconduct of the School District Indemnitees.

The School District shall defend, indemnify and hold harmless the Park District, its park commissioners, employees and agents ("Park District Indemnitees") from and against any and all claims, demands, actions, liabilities, damages, costs and expenses (including reasonable attorney's fees and court costs) arising from or in connection with the School District's activities under this Agreement, any breach of this Agreement, all other activities and uses of and on the Schools and condition of the Schools, except to the extent that said claims, demands, actions, liabilities, damages, costs and/or expenses have been caused by the negligent or intentional misconduct of the School District Indemnitees.

In the event of any injury to any person occurring at a School while any Park District employees are present, whether or not during the hours of operation of the Program, the Park District shall provide prompt notice to the Superintendent (or his/her designee).

7. Insurance. Each Party shall obtain and maintain in full force and effect during the term of this Agreement, or any extension thereof, (a) Commercial General Liability Insurance (including sexual misconduct coverage) with limits of not less than \$2,000,000 per occurrence, a general aggregate limit of not less than \$2,000,000, and umbrella coverage with limits not less than \$2,000,000; (b) Worker's Compensation

Insurance in the statutory amounts and Employer's Liability Insurance with limits of at least \$500,000 each accident for bodily injury by accident and each employee for bodily injury by disease; and (c) Commercial Automobile Liability Insurance with limits of not less than \$1,000,000 combined single limits for bodily injury and property damage, on all vehicles owned or operated for purposes of the Program. Each Party's General Liability insurance policy and the Park District's Automobile Liability insurance policy shall name the other Party's indemnitees identified in Paragraph 6 as additional insureds on the above-required policies. The Park District also agrees to obtain and maintain in full force and effect statutory Workers' Compensation Insurance. All policies, with the exception of Workers' Compensation, must be on an occurrence basis, not a claims made basis.

The minimum insurance coverage specified in this Paragraph 7 may be provided by self- insurance, participation in a risk management pool, commercial policies of insurance, or a combination thereof. Prior to the commencement of this Agreement or any extensions thereof, and upon request of either Party, each Party shall furnish the other Party with the above-described Certificates of Insurance and applicable policies and endorsements thereto, executed by a duly authorized representative of each insurer, showing compliance with the insurance requirements set forth above.

8. Governing Law and Severability. This Agreement shall be construed in accordance with the laws of the State of Illinois. If any provision of this Agreement is invalid or unenforceable, the remainder of the Agreement shall not be affected thereby and each remaining term, covenant or condition of the Agreement shall be valid and enforceable to the fullest extent permitted by law.
9. No Waiver of Tort Immunity. Nothing contained in this Agreement shall be construed or deemed to diminish or constitute a waiver or relinquishment by any Party of the rights, privileges, defenses and immunities available or afforded to it under the *Illinois Local Governmental and Governmental Employee's Tort Immunity Act* or under other State statutes affording similar protections.
10. Notice. Notices shall be deemed properly given hereunder if in writing and either emailed, hand delivered, sent by United States mail, return receipt requested, postage prepaid, or sent by overnight delivery, to the Parties at their respective addresses provided below, or as any Party may otherwise direct in writing to the other Party from time to time:

If to School District:

Community Consolidated
District School District No. 15
580 North First Bank Drive
Palatine, Illinois 60067
Attn: CSBO
mcluskd@ccsd15.net

If to Park District:

Rolling Meadows Park
3000 Central Road
Rolling Meadows, Illinois 60008
Attn: Executive Director
ntroy@rmparks.org

Notices sent by United States Mail or email shall be deemed delivered on the day after it is sent, and notices hand delivered shall be deemed given on the date of delivery.

11. Entire Agreement. This Agreement contains the entire agreement between the Parties with respect to the use of the Schools in connection with the Program and cannot be modified except in a writing, dated subsequent to the date hereof and signed by all Parties.
12. No Joint Venture. Nothing in this Agreement shall be deemed to create any joint venture or partnership between the Parties. Neither the Park District nor School District shall have the power to bind or obligate each other except as to the extent expressly set forth in this Agreement. Neither the Park District nor its individual employees, contractors, officers, or volunteers shall be deemed employees or agents of the School District, nor shall the Park District represent or hold out any of its programs or activities as being conducted, sponsored or otherwise approved by the School District.
13. Sublicense and Assignment. The Park District shall not sublicense, assign or delegate this Agreement or any part thereof without the prior written consent of the School District, which may be withheld in its sole discretion.
14. Authority. The individual officers of Park District and School District who have executed this Agreement represent and warrant that they have the full power and lawful authority to execute this Agreement and perform and fulfill the obligations and responsibilities contemplated hereunder on behalf of and in the name of their respective governing boards.
15. Multiple Counterparts. This Amendment may be executed in counterparts, each of which shall be an original but all of which taken together shall constitute but one and the same instrument. In the event any signature is delivered by facsimile or by e-mail delivery of a scanned PDF file, such signature shall create a valid and binding obligation of the Party with the same force and effect as if the facsimile or scanned PDF signature page were an original thereof.
16. Existing Agreement. The Parties agree that this Agreement takes precedence over any other existing agreements between or among the Parties concerning the use of facilities.

IN WITNESS WHEREOF, the undersigned duly authorized representatives of the Park District and the School District have caused this Agreement to be executed on the date(s) set forth below.

[SIGNATURE PAGE TO FOLLOW]

**BOARD OF EDUCATION OF
COMMUNITY CONSOLIDATED
SCHOOL DISTRICT NO. 15**

**ROLLING MEADOWS PARK
DISTRICT**

By: _____

By: _____

Its: _____

Its: _____

Date: _____

Date: _____

Attest: _____

Attest: _____


Its: _____

Its: _____

Date: _____

Date: _____

3009314.1



BOARD MEMORANDUM

March 10, 2026 - Board Meeting Agenda Item

To: Board of Commissioners
From: Nick Troy, Executive Director
Re: City of Rolling Meadows-RMPD IGA for Park Central Concrete Improvements

Background/Analysis

The sidewalks and curbs at Park Central are in need of replacement, including the ramps located at the front entrance and those leading to the courtyard gate. This project was previously budgeted in FY2024–2025.

Staff are currently working with the City of Rolling Meadows to establish an Intergovernmental Agreement that would allow the district to utilize Globe Construction to complete the Park Central concrete improvements. The agreement is on the next page.

Globe Construction has already been awarded the City of Rolling Meadows' current concrete projects and has agreed to honor the same pricing for the Park Central work. The project cost will be shared with NWSRA on a 50/50 basis.

The anticipated cost of this project is \$155,559. The district has \$50,000 budgeted for this project in the current fiscal year's capital project fund, not including the potential use of ADA funds, which are maintained in a separate budget. Additional funds could also be utilized, if necessary, from the remaining balance in the capital improvement plan Pathway/Roadway Rehabilitation line item, as well as the operations accounts for paving and lighting.

The anticipated start date for the project is the first or second week of April.

Action and Motion Requested

Move to approve the Intergovernmental Agreement for Park Central Improvements with the City of Rolling Meadows as presented.

INTERGOVERNMENTAL AGREEMENT FOR PARK CENTRAL IMPROVEMENTS

THIS AGREEMENT entered into by and between the City of Rolling Meadows, a municipal corporation of the County of Cook, State of Illinois (City) and the Rolling Meadows Park District, a park district of the County of Cook, State of Illinois (Park District).

WITNESSETH

WHEREAS, the Illinois Constitution and Illinois Compiled Statutes provide authority for intergovernmental cooperation; and

WHEREAS, the Park District owns and operates the property located at 3000 Central Road, also known as "Park Central"; and

WHEREAS, necessary improvements are required at Park Central, including asphalt and concrete removal, new asphalt pavement, concrete pavement, sidewalk installation, curb and gutter replacement, and the installation of ADA compliant detectable warnings and signs; and

WHEREAS, the necessary engineering and construction services for the proposed improvements may be approached more effectively and economically with the City and the Park District cooperating and using their joint efforts and resources; and

WHEREAS, the City and the Park District agree that the City will act as the lead agency for these improvements; and

WHEREAS, the City will secure the services of Globe Construction Inc. to complete the improvements at an estimated total cost of \$155,559.00 reflecting the unit price obtained by the City through its competitive bidding process; and

WHEREAS, this Intergovernmental Agreement is authorized by the Illinois Constitution of 1970 and the Intergovernmental Cooperation Act of the State of Illinois (5 ILCS 220/1 et seq.), which provides for the execution of agreements and implementation of cooperative ventures between public agencies of the State of Illinois.

NOW, THEREFORE, in consideration of the foregoing, as well as the mutual covenants and agreements hereinafter set forth, the Park District and the City hereby agree as follows:

SECTION ONE: The Recitals set forth in this Agreement, are expressly made a part of this Agreement.

SECTION TWO: The City agrees as follows: To enter into a contract and act as the lead agency with Globe Construction Inc. to provide construction services for the proposed Park Central Improvements, at an estimated total cost of \$155,559.00. The City agrees to pay these costs to the contractor after work is completed within the timeframe set by the Local Government Prompt Payment Act.

SECTION THREE: The Park District hereby agrees to pay 100% of the construction costs (\$155,559.00) to the City of Rolling Meadows, within 30 days of appropriate receipt of an invoice from the City.

SECTION FOUR: All notices required to be sent to the Park District shall be served by United States certified mail, postage prepaid, return receipt requested, to the Executive Director at the following address:

Executive Director
Rolling Meadows Park District
3000 Central Road
Rolling Meadows, Illinois 60008

or by personal delivery of any such notice delivered to an employee of the Park District at its administration offices during the regular business hours of the office.

All notices required hereunder, to be sent to the City shall be served in writing by United States certified mail, postage prepaid, return receipt requested, to the City Manager at the following address:

City Manager
City of Rolling Meadows
3600 Kirchoff Road
Rolling Meadows, Illinois 60008

or by personal delivery of any such notice delivered to an employee of the City at its administration offices during the regular business hours of the office.

SECTION FIVE: It is mutually understood and agreed that all agreements and covenants in this Agreement are severable and that in the event any of them shall be held to be invalid by any court of competent jurisdiction, this Agreement shall be interpreted as if such invalid provision were not contained in this Agreement.

SECTION SIX: Neither party may assign, transfer or otherwise convey its rights or obligations under this Agreement without the prior written consent of the other party. This Agreement shall be binding upon and inure to the benefit of any successor entity that may assume and perform the duties of either party.

SECTION SEVEN: This Agreement sets forth the entire understanding of the parties and may only be amended or modified by a written instrument signed by the parties except as otherwise provided herein.

SECTION EIGHT: If any provisions of this agreement are invalid for any reason, such invalidation shall not render invalid any provisions of this agreement which can be given effect without the invalid provision.

SECTION NINE: This agreement may be terminated by a majority vote of the corporate authorities of either the City or the Park District and by sending a copy of the terminating resolution to the City or Park District. Costs incurred by the City up until the date of termination are to be paid by the Park District within thirty (30) days of termination.

SECTION TEN: This agreement shall be construed in accordance with the law and constitution of the State of Illinois.

IN WITNESS WHEREOF, the parties hereto have caused this Agreement to be executed by their duly authorized officers this ____ day of _____ 2026.

CITY OF ROLLING MEADOWS

ROLLING MEADOWS PARK DISTRICT

Mayor


Park Board President

ATTEST:

ATTEST:

Deputy City Clerk

Park Board Secretary



BOARD MEMORANDUM

March 10, 2026 - Board Meeting Agenda Item

To: Board of Commissioners
From: Nick Troy, Executive Director
Re: Ideas for FY2026-2027 Capital Project List

Background/Analysis

As part of the District's ongoing commitment to maintaining high-quality parks and facilities, the early concepts for the FY2026–2027 Capital Plan focus on strategic reinvestment across multiple sites. These projects are intended to enhance safety, improve operational efficiency, modernize aging infrastructure, and expand recreational opportunities for residents of all ages. From neighborhood park improvements to major facility upgrades, each investment supports long-term sustainability while continuing to deliver the exceptional experiences our community expects.

This document represents a preliminary draft of the FY2026–2027 Capital Plan, and staff welcome discussion regarding these or other projects the Board believes should be considered. An updated draft will be presented in April, with final approval anticipated at the annual Board meeting in May.

South Salk Park, including the existing playground, is due for renovation and presents an exciting opportunity to reimagine the space for today's families and future generations. As the District prepares to apply for a 2026 OSLAD grant through the Illinois Department of Natural Resources program, staff have begun developing a comprehensive improvement plan focused on safety, accessibility, and expanded recreation options.

Concept ideas include a new fenced-in playground, renovated basketball courts with lighting, a dedicated skate space, batting cages, improved walking paths, and a potential pavilion area to support gatherings and community events. Together, these enhancements would transform the park into a more active, multi-use destination for residents of all ages.

The total project is estimated at approximately \$1,000,000+, although initial cost estimates have not yet been received. With anticipated grant funding of up to \$600,000, the District would plan to budget approximately \$750,000 to complete the improvements and bring the full vision to life. The District would adjust the budget once initial cost estimates are received. It is also possible that the final project cost will be lower.

Nelson Sports Complex: As part of our long-range facility maintenance plan, each rink is rotated out of service every few years to allow for a full ice removal and comprehensive refresh. In 2026, this rotation provides an opportunity to complete several important upgrades and improvements throughout the entire facility, making it a significant year for reinvestment.

Phase one of the interior painting has already been ongoing, and new flooring from the fitness/gymnastics office area through the concession corridor is scheduled for installation by the end of March. During the rink closure, additional capital projects will focus on both efficiency and aesthetics. **Insulation** may be added to the rink shell at an estimated cost of \$200,000, improving energy efficiency, reducing strain on the compressor system, and creating a more comfortable environment for patrons and staff.

To maintain a cohesive look throughout the building, the remaining **flooring** will be replaced to match the recent renovations for approximately \$153,000. Interior **rink painting**, including ceilings and structural beams, will refresh the space for \$80,000, while exterior rink and white aluminum painting will further enhance curb appeal for \$40,000.

The long-anticipated addition of a small rink area to create a **dedicated dump pit** for the Olympia is currently being evaluated as a potential project, with an estimated cost of \$300,000–\$540,000 depending on the approach. Costs will vary based on whether the work is completed within the existing building or as an exterior option that may not require a roof structure. While this project will not occur during the initial shutdown, it remains an important future improvement that would enhance operational efficiency, reduce strain on the Olympia by eliminating the need to travel outside, and help streamline overall rink operations.

Additional facility needs include replacing the **pool filter room roof** for \$20,000. To address smaller maintenance items that may arise during construction, \$25,000 has been budgeted for **miscellaneous projects**.

Collectively, these investments will modernize the facility, improve operational efficiency, and enhance the overall experience for our users, ensuring the building continues to serve the community at a high level for years to come.

Other Facility Improvements: We will be replacing nearly 300 **sprinkler heads** at West Meadows for \$28,000. In addition to The Bays, staff will look to renovate the **kitchen** next to The Bays to provide more opportunities for larger parties and corporate events. As part of this, **concession stand upgrades** may be necessary once we contract out to a new vendor. Anticipated costs for both are \$25,000.

The Community Center may also see several important upgrades focused on safety, reliability, and long-term functionality. The existing interior **door lock system**, which is no longer supported, may be replaced with a new system at an estimated cost of \$35,000 to ensure secure and dependable access control.

A long-anticipated **fire-rated interior door** for the preschool area is also planned. This improvement has been under consideration for nearly ten years and may be completed for \$15,000 to enhance safety and code compliance.

In addition, the **exterior doors** at the PURSUIT wing may be replaced in partnership with Northwest Special Recreation Association, with the \$16,000 cost shared evenly between both agencies. Mechanical upgrades include replacing **four HVAC units** for \$50,000 to improve efficiency and reliability, along with installing a new **gymnasium sound system** for \$12,000 to enhance programming and events.

Together, these improvements will modernize the facility, strengthen safety and security, and support a better experience for participants, staff, and partners.

Similar to the FY2025–2026 capital plan, a \$35,000 **miscellaneous line item** may be included to address potential projects or needs that may arise throughout the year. This flexible funding allows the District to respond proactively to emerging trends, unexpected repairs, and timely opportunities without delaying action.

At this time, these projects are estimated to total approximately \$2,000,000+. Staff will continue refining scopes, obtaining updated quotes, and evaluating cost-saving options to reduce the overall total to under \$2,000,000.

In summary, this FY2026-2027 capital plan reflects thoughtful stewardship of District resources while continuing to invest in spaces that bring our community together. By balancing proactive maintenance with forward-thinking enhancements, these improvements will ensure our parks and facilities remain safe, welcoming, and adaptable for years to come.

Action and Motion Requested

For review and discussion only.